



## African Journal of Biological Sciences



### IMIDAZOLE DERIVATIVES HAVING APPROPRIATE EFFECT ON VARIOUS DISEASES

Divya Negi<sup>1\*</sup>, Arun Kumar Singh<sup>2</sup>, Arpita Upreti<sup>3</sup>, Shikha Kandpal<sup>4</sup>, Himani Kulyal<sup>5</sup>, Rekha Mehta<sup>6</sup>, Abhijeet Ojha<sup>7</sup>

1-4. Amrapali University, Shiksha Nagar, Lamachaur, Haldwani, Nainital, Uttarakhand, 263139

5. College of Pharmacy, Graphic Era Hill University, Bhimtal Nainital, Uttarakhand 263136

6-7. Amrapali University, Shiksha Nagar, Lamachaur, Haldwani, Nainital, Uttarakhand, 263139

Corresponding Author:

DIVYA NEGI

Amrapali University, Shiksha Nagar, Lamachaur,  
Haldwani, Nainital, Uttarakhand, 263139

E.mail: [negi.divya1990@gmail.com](mailto:negi.divya1990@gmail.com)

Phone no. +919548802378

#### Article History

Volume 6, Issue 5, 2024

Received: 25 May 2024

Accepted: 02 Jun 2024

doi: [10.33472/AFJBS.6.5.2024.6166-6182](https://doi.org/10.33472/AFJBS.6.5.2024.6166-6182)

**ABSTRACT:** Imidazole is a compound that has been synthesized in a variety of its derivative forms over the past few years; the compound is a key source of interest to investigate its many pharmacological potentials. The chemistry of imidazole and its pharmacological effects as an antiviral, antimalarial, anticonvulsant, anticancer, antifungal, and anti-inflammatory medication are reviewed in this article by examining its different synthetic derivatives. Based to the available information, imidazole is a hetero-atomic planar five-member ring structure with a variety of chemical properties that can be utilized by generating derivatives with different pharmacological effects. In this article, the effects of various substitutions and combinations of various moieties with imidazole are discussed.

**Key words:** Imidazole, Antiviral, Antimalarial, Anticancer, Antifungal, Anti-inflammatory.

## INTRODUCTION

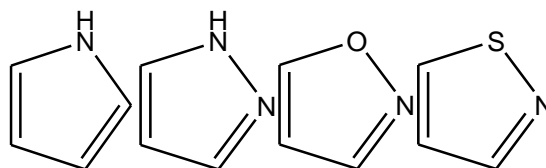
The most prevalent heteroatoms are nitrogen, oxygen, and sulfur, but heterocyclic rings including additional hetero atoms are also well known. Heterocyclic compounds are cyclic organic molecules that contain at least one hetero atom.<sup>[1,2]</sup> In recent years, especially in medical chemistry, the synthesis of molecules based on heterocyclic scaffolds containing nitrogen, oxygen, and sulphur has become more and more significant. Due to their wide range of biological action, indole derivatives among nitrogen-heterocyclic compounds need special consideration.<sup>[3,4,5,6]</sup>

The possible chemical and physical characteristics of the heterocyclic rings are of interest to biology. Since many naturally occurring products, including hormones and antibiotics, contain structural subunits, heterocyclic compounds are of great importance to the life.<sup>[7]</sup> In the field of medicine, heterocyclic molecules with nitrogen atoms rich in electrons are extremely important. Azole-based derivatives with a heterocyclic ring system, electron-rich structures, hydrogen bonds, ion-dipole interactions, hydrophobic effects, and weak connections like Vander Waals interactions with enzymes and receptors allow for a variety of biological activities.<sup>[8,9,10]</sup>

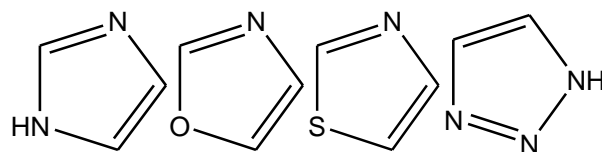
## AZOLES

Azoles are five-membered heterocyclic compounds with at least one nitrogen heteroatom and one or more other heteroatoms. One nitrogen atom is present in the simplest azole, pyrrole (1). Pyrazole (2), isoxazole (3), and isothiazole (4) are the names given to the rings that include two nitrogen atoms, one oxygen and one nitrogen atom, and one sulphur and one nitrogen atom in the 1, 2 position. Both heteroatoms are referred to as imidazole (5), oxazole (6), and thiazole (7), respectively, when they are represented in a 1,3-relationship. Triazole is a name for a five-membered ring with three nitrogen atoms, such as 1, 2, 3-triazole (8) and 1, 2, 4-triazole (9). Tetrazole, on the other hand, is a five-membered ring made up of four nitrogen atoms (10). Azoles are widely present in natural sources. Numerous drugs are available that contain an azole ring in their molecular structure.

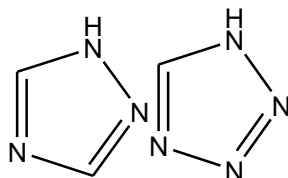
In the last two decades, there has been a lot of interest in the synthesis of different substituted imidazoles, benzimidazoles, benzoxazoles, tetrazole, and quinazolinones from aryl thiocyanates since they contain compounds with a variety of biological activities and have a variety of medicinal qualities.<sup>[11,12,13]</sup>



- 1) Pyrrole 2) Pyrazole 3) Isoxazole 4) Isothiazole



5) Imidazole 6) Oxazole 7) Thiazole 8) 1,2,3-triazole



9) 1,2,4-triazole 10) Tetrazole

Following is a description of nitrogen-containing heterocyclic ring sizes:<sup>[14,15]</sup>

### A. Five-membered heterocyclic compounds

i. Triazole (1,2,3-triazole and 1,2,4-triazole)

ii. Tetrazole

iii. Imiazole/Benimidazole

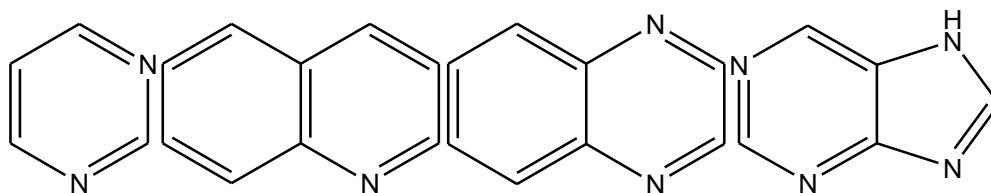
### B. Six-membered heterocyclic compounds

i. Pyrimidine

ii. Quinoline

iii. Quinoxaline

iv. Purine



3) Quinoxaline 4) Purine

1) Pyrimidine 2) Quinoline

## HISTORY OF AZOLES

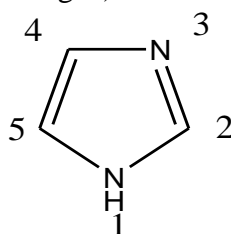
The earliest description of the antifungal properties of an azole compound, benzimidazole, was made in 1944 by Woolley, but it wasn't until 1958, with the development of topical chlormidazole, that researchers began to take an interest in the antifungal properties of azole compounds. Clotrimazole, created by Bayer Ag (Germany), and miconazole and econazole, both developed by Janssen

Pharmaceutica (Belgium), were three new topical medications that were released in the late 1960s.<sup>[16,17,18]</sup>

## IMIDAZOLE

Imidazoles are a significant group of heterocyclic compounds because of their wide range of medicinal and physiological effects, including their anti-inflammatory, antibacterial, anticonvulsant, and anticancer properties. Numerous drugs have imidazole nucleus in their structure like cimetidine as antihistaminics, dacarbazine as anticancer, metronidazole as antifungal, and flumazenil as benzodiazepine antagonist.<sup>[19,20,21,22]</sup>

The imidazole is a planar, five-membered heteroaromatic molecule having 3C and 2N atoms in the 1 and 3 positions. Its systemic name is 1,3-diaza-2,4-cyclopentadiene. The molecular formula of imidazole is  $C_3H_4N_2$ , which consists two hetero atoms (nitrogen) and two double bonds.<sup>[23,24]</sup>



**Figure 1: Imidazole**

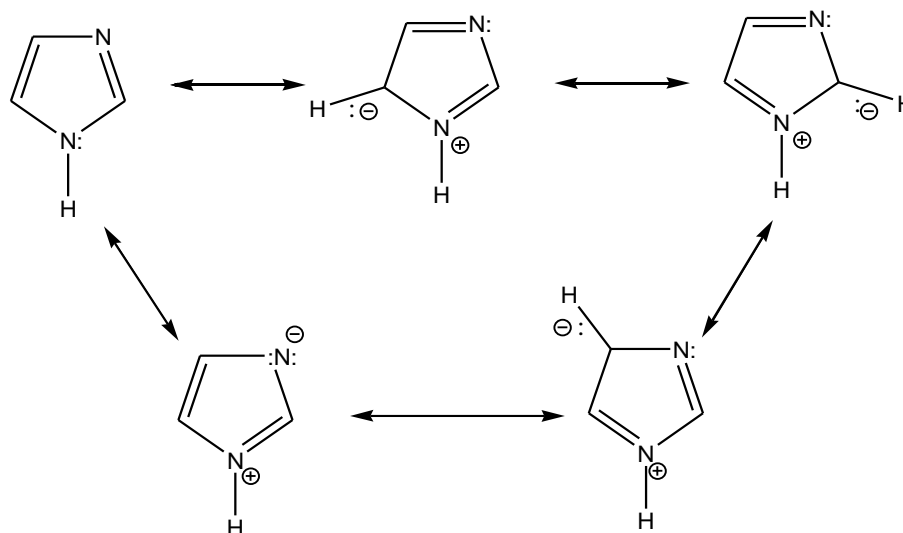
Gloxaline was its original name because it was created using glyoxal and ammonia by Heinrich Debus in 1858. Attacks of an electrophilic and nucleophilic nature might affect amphoteric nature. Highly resistant to thermal, acid, base, oxidation, and reduction conditions.<sup>[25]</sup>

Significant intramolecular hydrogen bonding is present. Because the hydrogen atom can be found on either of the two nitrogen atoms, it can exist in two identical tautomeric forms. The compound is classified as aromatic due to the existence of a sextet of  $\pi$ -electrons, made up of pair of electrons from the protonated nitrogen atom and one from each of the remaining four atoms in the ring.<sup>[26,27,28]</sup>

The amino acid histidine, vitamin B12, a component of DNA base structure, and purines, histamine, and biotin are among the well-known components of human creatures that have an imidazole nucleus as their primary structural component. Cimetidine, azomycin, and metronidazole are a few examples of natural or synthesised medicine compounds that contain it in their structures.<sup>[29,30]</sup>

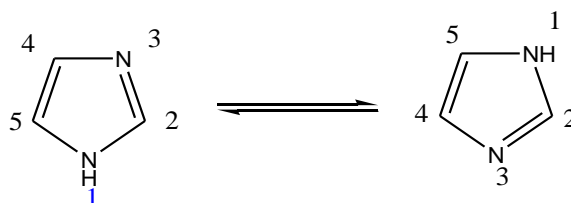
## AROMATICITY & RESONANCE

The imidazole ring is aromatic and resembles other compounds with 5-membered rings that are aromatic. The cyclic pi system receives a p-orbital from each ring atom. The aromatic sextet is made up of the nitrogen that resembles a pyrrole at position 1 and four ring atoms, including the nitrogen that resembles a pyridine. A positive charge is present on the nitrogen that resembles a pyrrole in four of the five major resonance structures, while a negative charge is present on one of the other four ring atoms. As a result, the nitrogen that resembles pyrrole is partially positive and the rest of the ring is partially negative, similar to the situation in pyrrole itself.<sup>[31]</sup>



**Figure 3: Resonance of imidazole**

Imidazole has two tautomeric forms of the ring because each nitrogen atom in the imidazole ring has a possibility to contain a hydrogen atom. This tautomerism develops as a result of the quick proton transfer that takes place between the imidazole ring's 1- and 3-positions.<sup>[32,33]</sup>

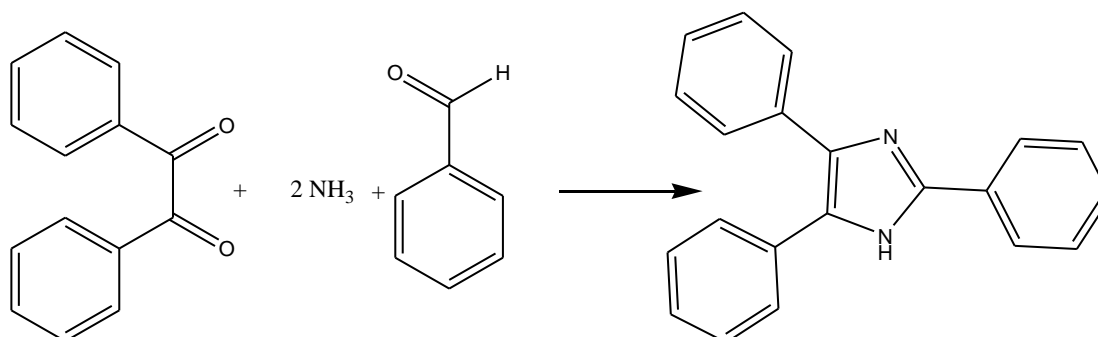


**Figure 4: Tautomeric forms of imidazole**

## SYNTHESIS OF IMIDAZOLE:

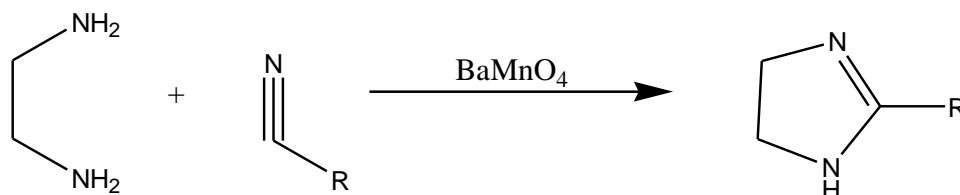
### 1) RADISZEWSKI SYNTHESIS <sup>[34]</sup>

It involves combining a dicarbonyl chemical, such as glyoxal, a-ketoaldehyde, or a-diketone, with an aldehyde in the presence of ammonia. For example, when benzyl is combined with benzaldehyde, two molecules of ammonia react to produce 2,4,5-triphenylimidazole. A convenient alternative to ammonia is frequently found to be formamide.



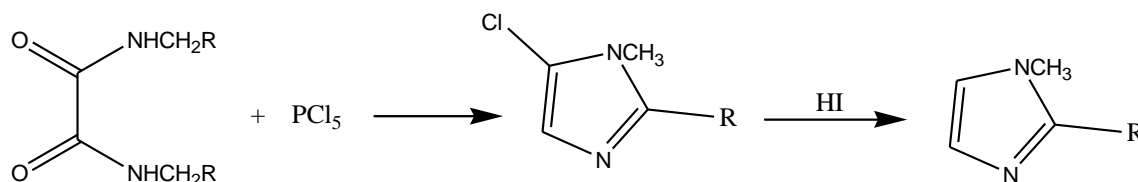
## 2) DEHYDROGENATION OF IMIDAZOLINE <sup>[35]</sup>

For the conversion of imidazolines to imidazoles in the presence of sulfur, Knapp and colleagues have reported the use of the gentler reagent barium manganate. When alkyl nitriles and 1, 2 ethanediamine are combined, the resulting imidazolines produce 2-substituted imidazoles.



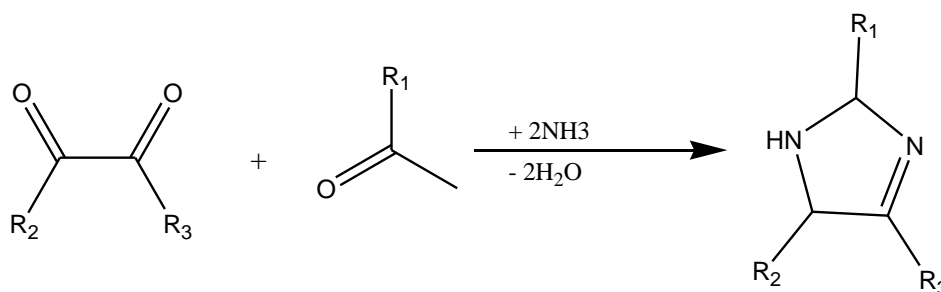
## 3) WALLACH SYNTHESIS <sup>[36]</sup>

According to Wallach, phosphorus pentachloride can be used to treat N, N- dimethyloxamide to produce a chlorine-containing molecule that, when reduced with hydroiodic acid, yields N- methyl imidazole . When N,N-diethyloxamide is subjected to the same condition, it transforms into a chlorine compound, which, upon reduction, yields 1-ethyl-2-methyl imidazole.



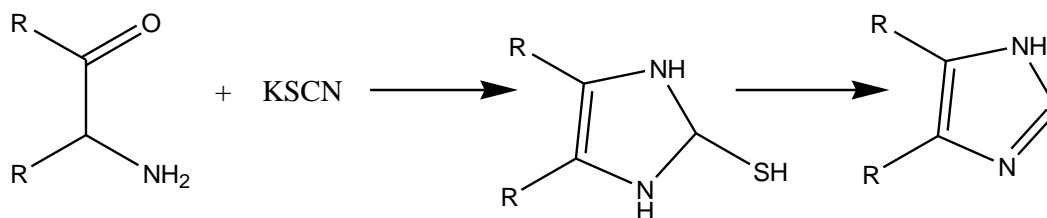
## 4) DEBUS SYNTHESIS <sup>[37]</sup>

Debus used formaldehyde and glyoxal in ammonia to synthesize imidazole. Despite having relatively low yields, this procedure is nevertheless employed to make C-substituted imidazoles.

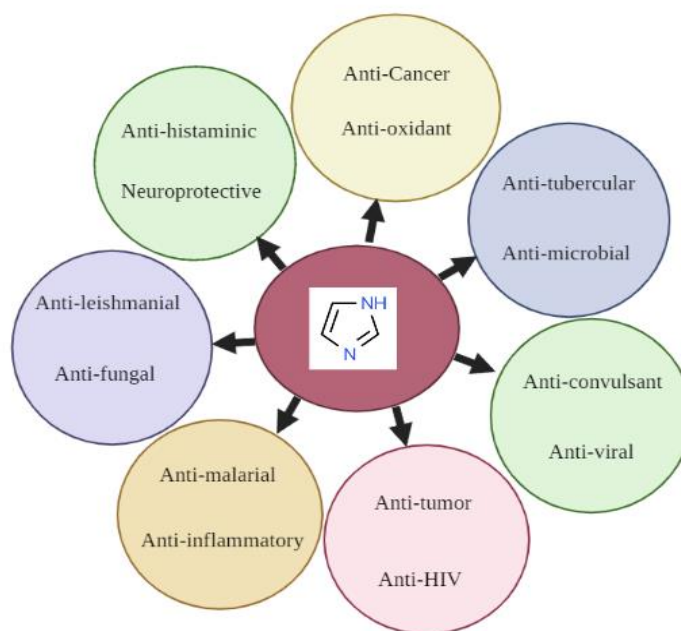


## 5) MARKWALD SYNTHESIS <sup>[35]</sup>

For the production of 2-thiol substituted imidazoles, 2-mercaptoimidazoles are made from -amino ketones or aldehydes and potassium thiocyanate. To obtain the necessary imidazoles, the sulfur can easily be removed using a variety of oxidative methods.



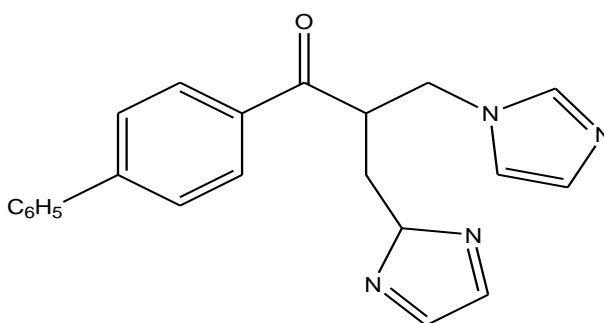
### PHARMACOLOGICAL EFFECTS:<sup>[38]</sup>



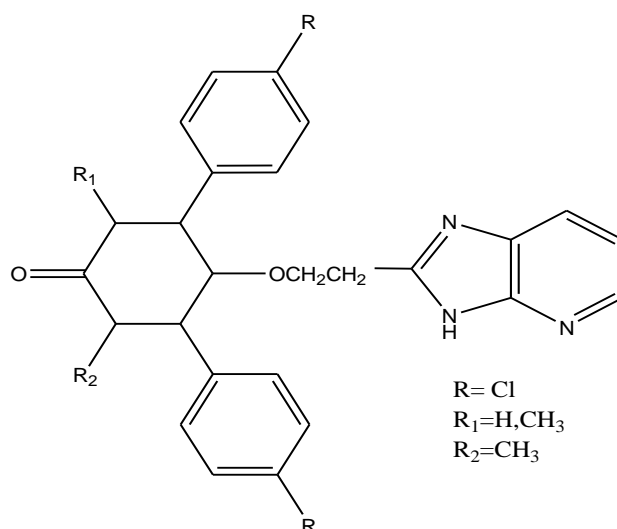
**Figure 5: Pharmacological effects of Imidazole**

### ANTIFUNGAL AND ANTI-BACTERIAL ACTIVITY

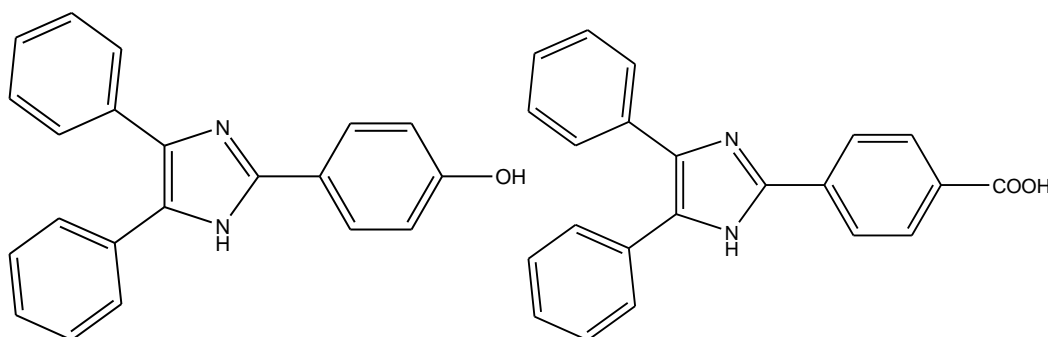
**Daniele Zampieri et al., (2007)** synthesized bis-imidazole derivatives and screened for antifungal and antimycobacterial activity. All compounds showed moderate to good activity against *Candida albicans* and *Candida glabrata*. Miconazole was used as reference drug.<sup>[39]</sup>



The potential antibacterial activity of a series of imidazo(4,5-b) pyridinylethoxypiperidones against *Bacillus subtilis*, *Klebsiella pneumoniae*, *Escherichia coli*, *Staphylococcus aureus*, and *Pseudomonas aeruginosa*, as well as the antifungal activity against *Candida albicans*-6, *Candida albicans*, *Aspergillus niger*, *Candida albicans*-51, and *Aspergillus flavus* were assessed by **G. Aridosset *et al.* (2006)**. Strong in-vitro antibacterial activity against *Bacillus subtilis* and *Staphylococcus aureus*, as well as promising antifungal activity against *Aspergillus flavus*, were revealed by the structure-activity relationship of the compounds.<sup>[40]</sup>



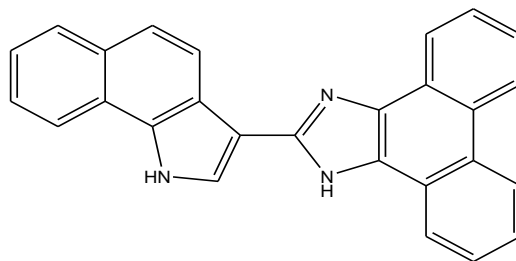
A simple highly versatile and efficient synthesis of 2,4,5-trisubstituted imidazole is achieved by three component cyclocondensation of 1,2-dicarbonyl compounds, aldehydes and ammonium acetate as ammonia source in thermal solvent free condition using Bronsted acidic methanesulphuric acid as catalyst by **Lahari MS *et al.* (2022)**. The newly obtained derivatives were confirmed by advanced spectroscopic data such as FTIR, <sup>1</sup>H NMR, <sup>13</sup>C NMR and LCMS and the structural determination of the desired compounds were determined by elemental analysis and the result reveals that newly synthesized compounds showed satisfactorily antibacterial activity.<sup>[41]</sup>



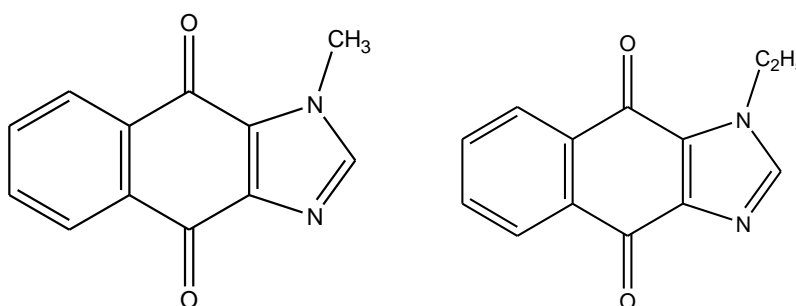
**Ramos NLet *et al.* (2020)** report the synthesis of 2,4,5-tri (hetero) arylimidazole derivatives and their characterization by <sup>1</sup>H and <sup>13</sup>C nuclear magnetic resonance (NMR) and UV-Vis absorption



spectroscopies. A screening for antibacterial activity showed the inhibition of *Staphylococcus aureus* proliferation, suggesting antibacterial activity.<sup>[42]</sup>

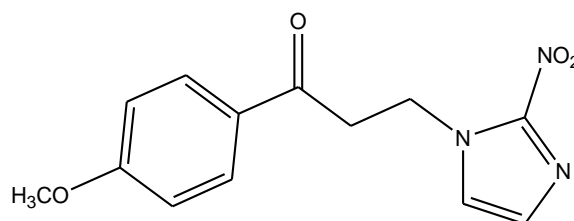


**SunitaSalunke-Gawali et al. (2020)** report syntheses of imidazole-based 1,4-naphthoquinones and their precursor compounds from 2,3-dihydronaphthalene-1,4-dione. All the compounds were tested for their antibacterial and antifungal activity showed a broad spectrum of activity against Gram-positive as well as Gram-negative bacteria.<sup>[43]</sup>



## ANTIPARASITIC

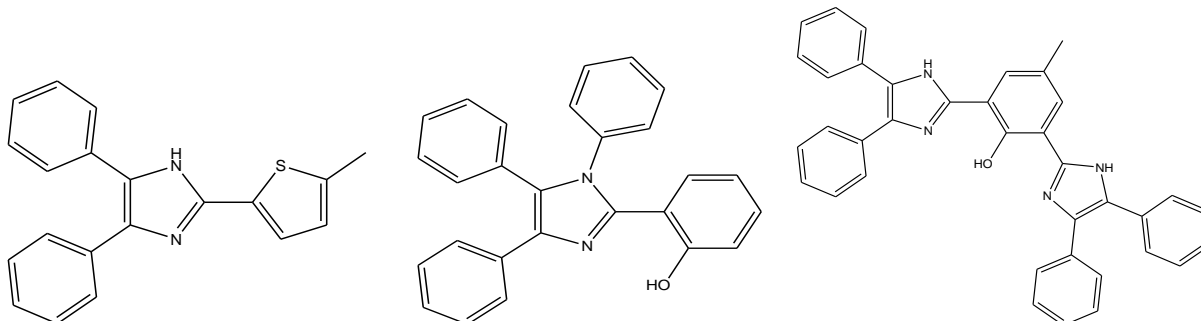
**Beltran-Hortelano I et al. (2021)** synthesised and characterised a total of 69 Mannich base-type derivatives bearing imidazole and benzimidazole-functionalized cores. The in-vitro cell-based studies were performed & it reveals that these compound 1-(4-Methoxy-phenyl)-3-(2-nitro-imidazole-1-yl)-propane-1-one had the most promising trypanocidal activity across the distinct life stages of the parasite.<sup>[44]</sup>



## ANTIVIRAL

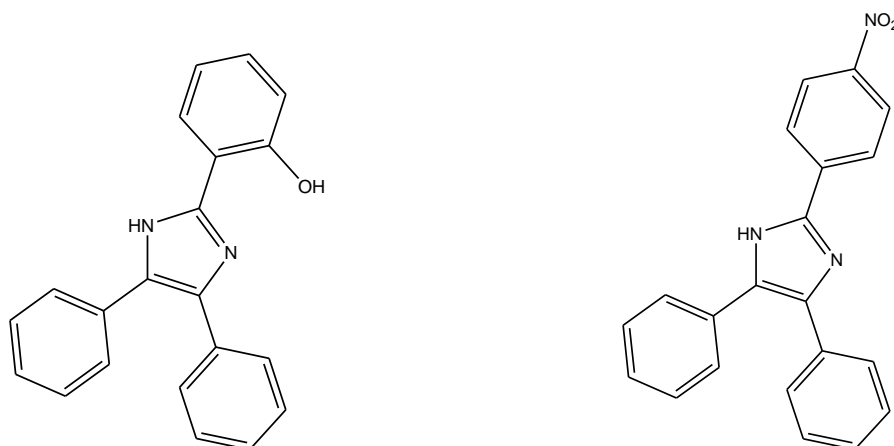
Three classes of recently synthesized imidazole derivatives were assessed for their ability to inhibit SARS-CoV-2 using an in silico method by *Johnson TO et al. (2021)*. Molecular docking analysis was used to explore the therapeutic potential of the newly synthesized compounds against RNA-dependent RNA polymerase (RdRp), spike protein (Spro), and main protease (Mpro) of SARS-CoV-2. The

pharmacophore models were created, the binding free energy of the protein-ligand complexes was estimated, and the compounds absorption, distribution, metabolism, excretion, and toxicity (ADMET) properties were ascertained. The compounds bind to the target proteins with intriguing affinities and stability.<sup>[45]</sup>

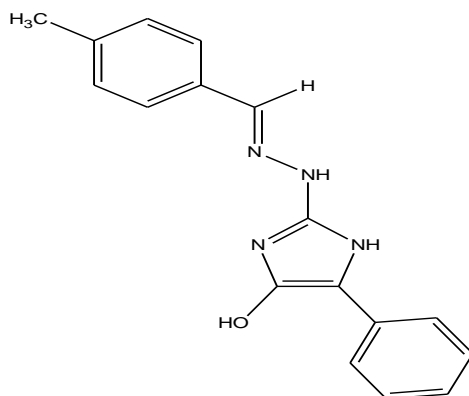


### ANTIPROLIFERATIVE

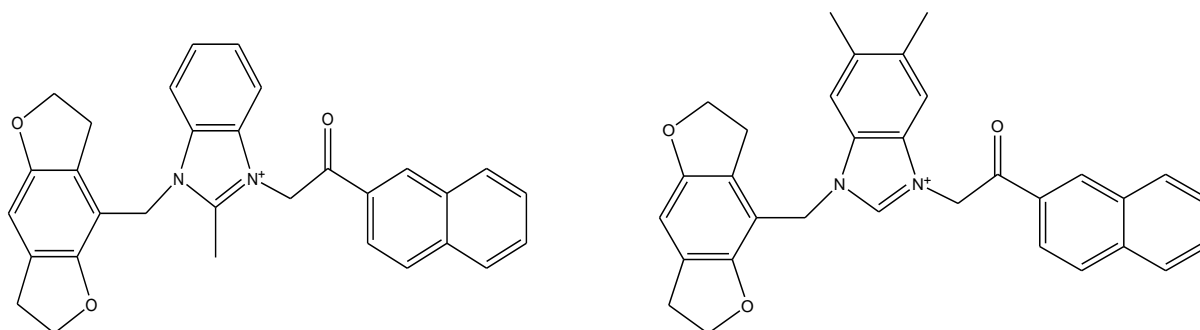
**Noriega-Irbe Eet al. (2020)** synthesized a series of 13 derivatives of 2,4,5-trisubstituted imidazole and their structures were characterized and confirmed through a series of spectroscopic and spectrometric techniques. The compounds were investigated *in-vitro* as antioxidant molecules using 1,1-diphenyl-2-picrylhydrazyl (DPPH) and 2,2'-azino-bis-(3-ethylbenzothiazoline-6-sulfonate) (ABTS) assays, acetylcholinesterase (AChE) and xanthineoxidase (XO) inhibitors. The antiproliferative activity was evaluated against six cell lines from different anatomic origins, and the synthesized compounds showed from moderate to very good activities.<sup>[46]</sup>



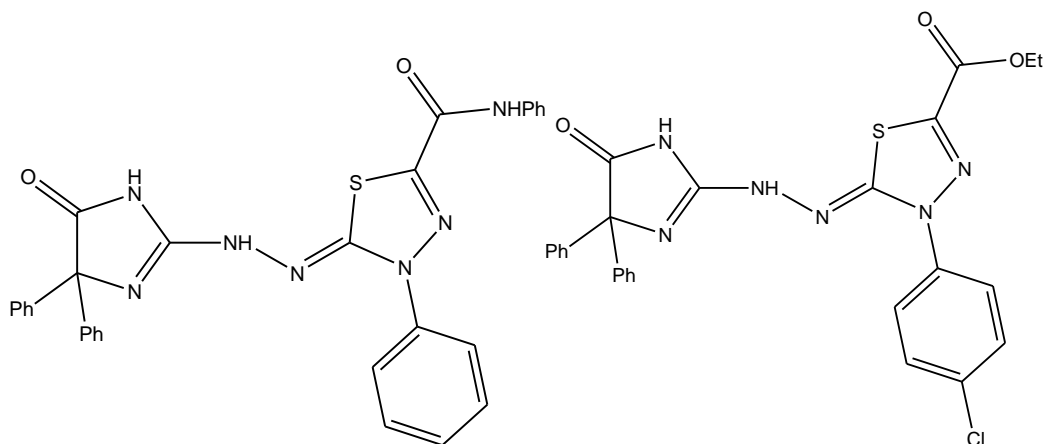
**S. C. YAVUZ et al. (2019)** synthesized imidazole derivatives from two-component condensation reaction of phenylglyoxal monohydrate with guanylhydrazone and compounds were evaluated for *in-vitro* anticancer activity on human breast cancer (MCF-7) and human liver cancer (HepG2) cell lines using the MTT assay method. Most of the newly synthesized compounds displayed more cytotoxic activity against these cancerous cells than the positive control drugs, fluro-5, and irinocam.<sup>[47]</sup>



The synthesis of a series of novel 4-substituted 2,3,6,7-tetrahydrobenzo [1,2-b;4,5-b<sub>0</sub>]difuran-1H-imidazolium salts was presented by **Zhang CB *et al.* (2017)**. The biological properties of the compounds were evaluated *in-vitro* against a panel of human tumor cell lines. Results suggest that the 5,6-dimethyl-benzimidazole or 2-methyl-benzimidazole ring, and substitution of the imidazolyl-3-position with a 2-naphthylmethyl substituent or 2-naphthylacyl substituent, were important to the cytotoxic activity.<sup>[48]</sup>

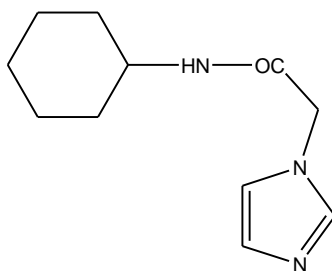


**Gomha SM *et al.* (2016)** synthesized a series of novel thiadiazoles bearing imidazole moiety by using 2-(5-oxo-4,4-diphenyl-4,5-dihydro-1H-imidazol-2-yl)-N-phenylhydrazinecarbothioamide as the starting compound. The structure of all the newly prepared products was established based on both elemental analysis and spectroscopic data and by alternative method wherever possible. Some of the newly synthesized compounds were evaluated for their anticancer activity against the liver carcinoma cell line HEPG2-1. Also, their SAR was studied. The results indicated that many of the tested compounds showed moderate to high anticancer activity with respect to doxorubicin as a reference drug.<sup>[49]</sup>



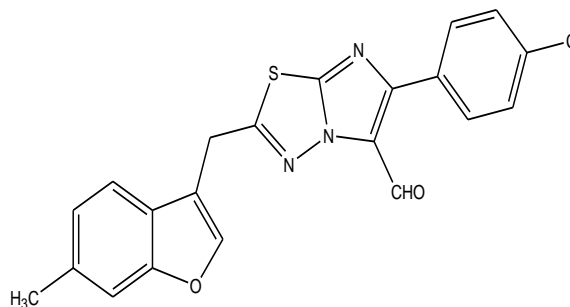
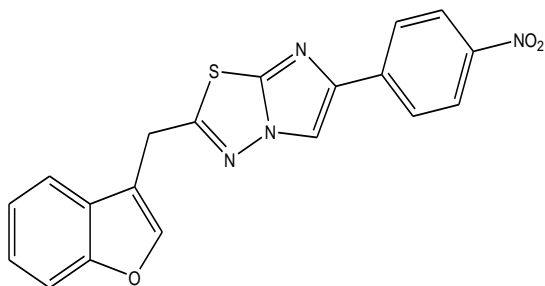
## ANTIMICROBIAL

**Gupta & Pathak (2011)** designed & synthesized N-substituted imidazole derivatives. The compounds were characterized by FT-IR,  $^1\text{H-NMR}$  and mass spectra. The synthesized compounds possessed the highest antimicrobial activity against *Staphylococcus aureus*, *Bacillus subtilis*, *Escherichia coli*, *Pseudomonas aeruginosa*, *Candida albicans* and *Aspergillus niger* by determination of MIC (minimum inhibitory concentration) using tube dilution method.<sup>[50]</sup>



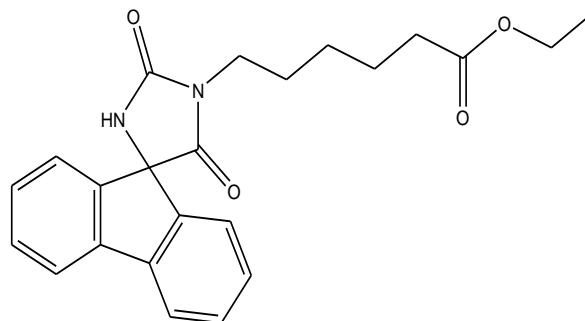
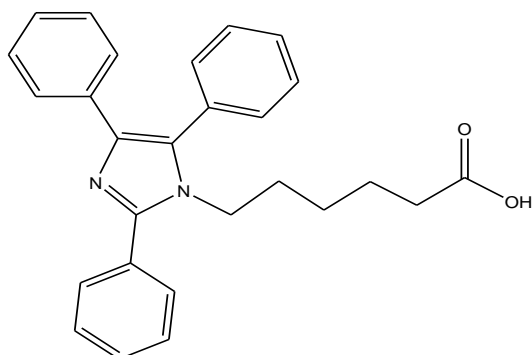
## ANTI-INFLAMMATORY AND ANALGESIC

**V.B. Jadhav et al. (2008)** worked on synthesis of methylene bridged benzofuranylimidazo[2,1-b][1,3,4]thiadiazoles and a series of 6-substituted and 5,6-disubstituted 2-(6-methyl-benzofuran-3-ylmethyl)-imidazo[2,1-b][1,3,4]thiadiazoles and the newly synthesized compounds have been evaluated for their in vivo analgesic & anti-inflammatory activities. The Qualitative SAR studies was also performed and result indicated that the chloro substitution in the imidazole ring and introduction of formyl group at C-5 position of the imidazole ring increased the anti-inflammatory and analgesic activity.<sup>[51]</sup>



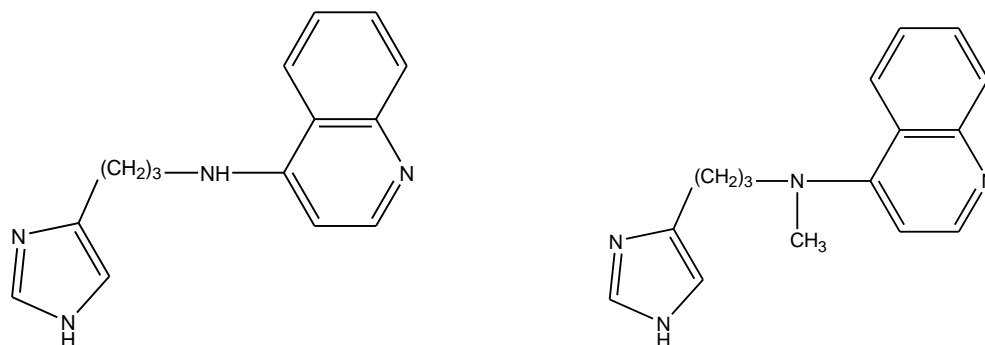
## ANTICONVULSANT

New imidazolindiones and tetra-substituted imidazole derivatives were designed & synthesized by **Marzouk AA et al. (2020)**. Synthesized compounds were evaluated for the anticonvulsant activity through pentylenetetrazole (PTZ)-induced seizures and maximal electroshock (MES) tests using valproate sodium and phenytoin sodium as reference drugs, respectively. Most of the target compounds showed excellent activity against pentylenetetrazole (PTZ)-induced seizures with fair to no-activity against MES.<sup>[52]</sup>



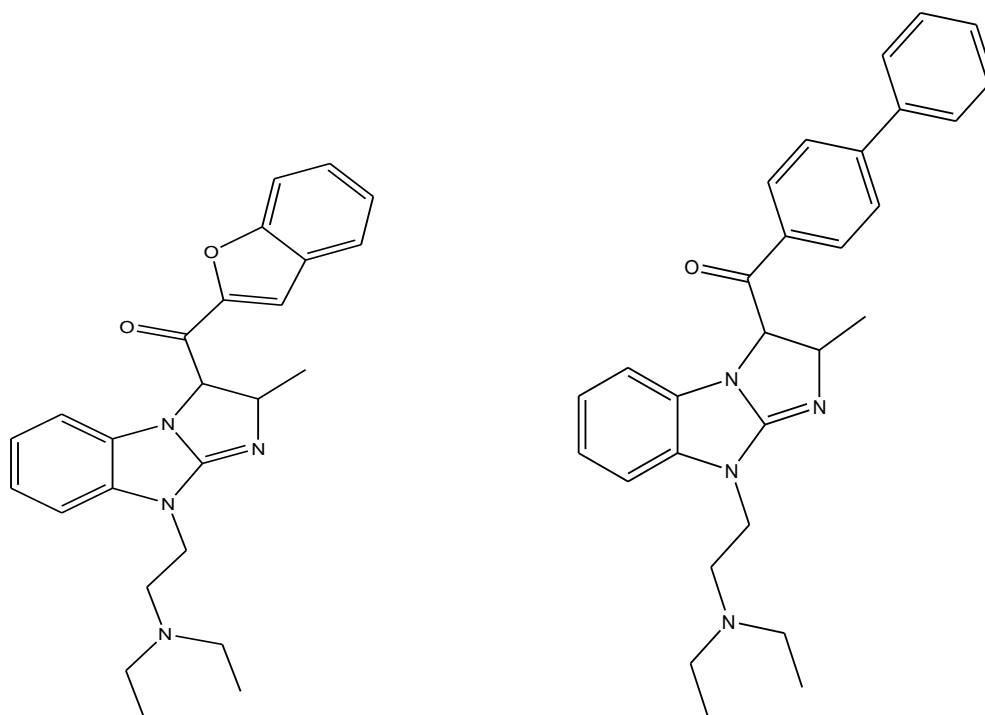
## ANTI-HISTAMINIC DRUGS

A novel class of imidazole-containing compounds with dual properties—namely, inhibitory potency at the enzyme histamine N-methyltransferase (HMT) and antagonist potency at histamine H<sub>3</sub> receptors—have been developed and synthesised by **S. Grabmann et al.** Pharmacologically, these new hybrid medicines were tested in functional assays for their antagonistic effects on the synaptosomes of the rat cerebral cortex and their inhibitory potencies at rat kidney HMT. The findings demonstrated that many of the investigated compounds had antagonist efficacy at histamine H<sub>3</sub> receptors and moderate to high inhibitory impact at the enzyme histamine N-methyltransferase (HMT), making these derivatives an important pharmacological tool for further development.<sup>[53]</sup>



## NEUROPROTECTIVE

*S. Zhao, H. Zhang, H. Jin, et al.* used a 3-D similarity-based screening strategy with the energy-minimized conformation of the non-selective TRPM2 inhibitor 2-APB as the query structure, leading to the discovery of a novel tricyclic TRPM2 inhibitor with a benzo[d]imidazo[1,2-a]imidazole skeleton. Following this, a number of derivatives were created and assessed using electrophysiology and calcium imaging techniques. The neuroprotection experiment revealed that several synthetic drugs may successfully lower the mortality of SH-SY5Y cells brought on by  $H_2O_2$ . These results may offer a novel method for the investigation of TRPM2 activity in disorders linked to reactive oxygen species (ROS) and enrich the structural kinds of existing TRPM2 inhibitors.<sup>[54]</sup>



## ANTI HIV ACTIVITY

Imidazoles have been known as antiviral agents, one of the examples being capravirine. *Silvestri et al.* and *De Martino et al.* synthesized a number of 1-2-(diarylmethoxy)ethyl]-2-methyl-5-nitroimidazole

(DAMNI) analogs as novel HIV-1 non-nucleoside reverse transcriptase inhibitors (NNRTIs) active at submicromolar concentration, with the racemic 1-2-[(thiophen-2-yl)phenylmethoxy]ethyl]-2-methyl-5-nitroimidazole being the most potent among all the analogs, exhibiting higher activity than efavirenz against the viral RT carrying the K103N mutation.<sup>[55]</sup>

**CONCLUSION:** The chemistry of several ways to synthesize imidazole are addressed. Here, various imidazole substituted and fused compounds are examined for their various pharmacological properties as part of this chemical study. According to all study findings, imidazole is a flexible nucleus with a wide range of pharmacological actions.

### REFERENCES:

1. Mermer A, Keles T, Sirin Y. Recent studies of nitrogen containing heterocyclic compounds as novel antiviral agents: A review. *Bioorganic Chemistry*. 2021 Sep 1;114:105076.
2. S. Wang, X. H. Yuan, S. Q. Wang, W. Zhao, X. B. Chen, B. Yua, FDA-approved pyrimidine-fused bicyclic heterocycles for cancer therapy: Synthesis and clinical application, *Eur. J. Med. Chem.* 214 (2021) 113218.
3. Jasiewicz B, Babijczuk K, Warzajtis B, Rychlewska U, Starzyk J, Cofta G, Mrówczyńska L. Indole Derivatives Bearing Imidazole, Benzothiazole-2-Thione or Benzoxazole-2-Thione Moieties—Synthesis, Structure and Evaluation of Their Cytoprotective, Antioxidant, Antibacterial and Fungicidal Activities. *Molecules*. 2023 Jan;28(2):708.
4. Dorababu A. Indole—a promising pharmacophore in recent antiviral drug discovery. *RSC Medicinal Chemistry*. 2020;11(12):1335-53.
5. Dadashpour S, Emami S. Indole in the target-based design of anticancer agents: A versatile scaffold with diverse mechanisms. *European journal of medicinal chemistry*. 2018 Apr 25;150:9-29.
6. Chen Y, Li H, Liu J, Zhong R, Li H, Fang S, Liu S, Lin S. Synthesis and biological evaluation of indole-based peptidomimetics as antibacterial agents against Gram-positive bacteria. *European Journal of Medicinal Chemistry*. 2021 Dec 15;226:113813.
7. AbKadhem S, Ali SM, Atia AJ, Salih RH, Abdulrazaq RA. Synthesis and study of biological activities of compounds derived from new Imidazole derivative. *Journal of Pharmaceutical Sciences and Research*. 2018 Nov 1;10(11):2818-24.
8. Zhang S, Xu Z, Gao C, Ren QC, Chang L, Lv ZS, Feng LS. Triazole derivatives and their anti-tubercular activity. *European journal of medicinal chemistry*. 2017 Sep 29;138:501-13.
9. H. N. Nagesh, K. M. Naidu, D. H. Rao, J. P. Sridevi, D. Sriram, P. Yogeewari, K. V. Gowri, C. Sekhar, *Bioorg. Med. Chem. Lett.* 23 (2013) 6805-6810.
10. K. D. Thomas, A. V. Adhikari, I. H. Chowdhury, E. Sumesh, N. K. Pal, *Eur. J. Med. Chem.* 46 (2011) 2503-2512
11. Ranjith R. The chemistry and biological significance of imidazole, benzimidazole, benzoxazole, tetrazole and quinazolinone nucleus. *J. Chem. Pharm. Res.* 2016;8(5):505-26.

12. Balaban AT, Oniciu DC, Katritzky AR. Aromaticity as a cornerstone of heterocyclic chemistry. *Chemical reviews*. 2004 May 12;104(5):2777-812.
13. Margarita R, Mercanti C, Parlanti L, Piancatelli G. Hypervalent Iodine-Induced Multi-Component Reactions: Novel Thiocyano-and Isothiocyano-phenylselenenylating Reaction of Alkenes. *European Journal of Organic Chemistry*. 2000 May;2000(10):1865-70.
14. Ebenezer O, Jordaan MA, Carena G, Bono T, Shapi M, Tuszynski JA. An Overview of the Biological Evaluation of Selected Nitrogen-Containing Heterocycle Medicinal Chemistry Compounds. *International Journal of Molecular Sciences*. 2022 Jul 23;23(15):8117.
15. H Zhou C, Wang Y. Recent researches in triazole compounds as medicinal drugs. *Current medicinal chemistry*. 2012 Jan 1;19(2):239-80.
16. Woolley DW. Some biological effects produced by benzimidazole and their reversal by purines. *Journal of Biological Chemistry*. 1944 Feb 1;152(2):225-32.
17. Maertens JA. History of the development of azole derivatives. *Clinical Microbiology and Infection*. 2004 Mar;10:1-0.
18. Fromtling RA. Overview of medically important antifungal azole derivatives. *Clinical microbiology reviews*. 1988 Apr;1(2):187-217.
19. Husain A, Drabu S, Kumar N, Alam MM, Bawa S. Synthesis and biological evaluation of di- and tri-substituted imidazoles as safer anti-inflammatory-antifungal agents. *J PharmBioall Sci*. 2013 Apr;5(2):154.
20. Steel HC, Tintinger GR, Anderson R. Comparison of the anti-inflammatory activities of imidazoleantimycotics in relation to molecular structure. *Chemical biology & drug design*. 2008 Sep;72(3):225-8.
21. Merlos M, Vericat ML, Garcia-Rafanell J, Forn J. Topical anti-inflammatory properties of flutrimazole, a new imidazole antifungal agent. *Inflammation Research*. 1996 Jan;45:20-5.
22. Husain A, Drabu S, Kumar NI. Synthesis and biological screening of di- and trisubstitutedimidazoles. *Acta Pol. Pharm*. 2009 May 1;66(3):243-8.
23. Kumar JR. Review of imidazole heterocyclic ring containing compounds with their biological activity. *hypertension*. 2010;10:11.
24. Reddy DR, Malleswari K, Sreenivasulu G, Sai GN, Rakesh J. IMIDAZOLE DERIVATIVES AND ITS PHARMACOLOGICAL ACTIVITIES. *IJRAR-International Journal of Research and Analytical Reviews (IJRAR)*. 2022 Oct;9(4):98-107.
25. Debus H. Ueber die einwirkung des ammoniaks auf glyoxal. *Justus LiebigsAnnalenderChemie*. 1858;107(2):199-208.
26. Romero DH, Heredia VE, García-Barradas O, López ME, Pavón ES. Synthesis of imidazole derivatives and their biological activities. *J ChemBiochem*. 2014 Dec;2(2):45-83.
27. Wang S, Zhao L, Xu Z, Wu C, Cheng S. Novel nonlinearity–transparency–thermal stability trade-off of imidazolechromophores for nonlinear optical application. *Materials Letters*. 2002 Nov 1;56(6):1035-8.
28. Forte B, Malgesini B, Piutti C, Quartieri F, Scolaro A, Papeo G. A submarine journey: The pyrrole-imidazole alkaloids. *Marine drugs*. 2009 Nov 27;7(4):705-53.



29. Verma A, Joshi S, Singh D. Imidazole: having versatile biological activities. *Journal of Chemistry*. 2013 Jan 1;2013.
30. Kleemann A, Engel J, Kutscher B, Reichert D. *Pharmaceutical substances*. New York, 2001.:Thieme; 2011.
31. Matuszak CA, Matuszak AJ. Imidazole-versatile today, prominent tomorrow. *J. Chem. Educ.* 1976 May;53(5):280.
32. Yavuz SÇ, Akkoç S, Sarıpınar E. The cytotoxic activities of imidazole derivatives prepared from various guanyldrazone and phenylglyoxal monohydrate. *Synthetic Communications*. 2019 Nov 17;49(22):3198-209.
33. Siwach A, Verma PK. Synthesis and therapeutic potential of imidazole containing compounds. *BMC Chem*. 2021 Dec;15(1):1-69.
34. Bredereck H, Gompper R, Hayer D. Formamid-Reaktionen, XIII. Imidazoleaus  $\alpha$ -Diketonen. *Chemische Berichte*. 1959 Feb;92(2):338-43.
35. Chawla A, Sharma A, Sharma AK. A convenient approach for the synthesis of imidazole derivatives using microwaves. *ChemInform*. 2012 Jun 12;43(24):no.
36. Bhatnagar A, Sharma PK, Kumar N. A review on "Imidazoles": Their chemistry and pharmacological potentials. *Int J PharmTech Res*. 2011 Jan;3(1):268-82.
37. Debus H. Ueber die einwirkung des ammoniaks auf glyoxal. *Justus Liebigs Annalender Chemie*. 1858;107(2):199-208.
38. Teli G, Chawla PA. Hybridization of imidazole with various heterocycles in targeting cancer: a decade's work. *ChemistrySelect*. 2021 May 20;6(19):4803-36.
39. Zampieri D, Mamolo MG, Vio L, Banfi E, Scialino G, Fermeglia M, Ferrone M, Pricl S. Synthesis, antifungal and antimycobacterial activities of new bis-imidazole derivatives, and prediction of their binding to P45014DM by molecular docking and MM/PBSA method. *Bioorganic & medicinal chemistry*. 2007 Dec 1;15(23):7444-58.
40. Aridoss G, Balasubramanian S, Parthiban P, Kabilan S. Synthesis and *in-vitro* microbiological evaluation of imidazo (4, 5-b) pyridinylethoxypiperidones. *Eur. J. Med. Chem*. 2006 Feb 1;41(2):268-75.
41. Lahari MS, Sankarao D, Shyam S, Syamala C, Krishnarao N. Fast rate of catalyst promoted by bioactive synthesis of 2, 4, 5-triphenyl imidazole derivatives employing methane sulphonic acid. *World J. Pharm. Res*. 2022 May 1; Volume 11, Issue 5, 2429-2440.
42. Ramos NL, Oliveira R, Costa SP, Raposo MM. Synthesis and preliminary antibacterial evaluation of a 2, 4, 5-tri (hetero) arylimidazole derivative. *Chem. Process*. 2020;3(1):41.
43. Choudhari D, Salunke-Gawali S, Chakravarty D, Shaikh SR, Lande DN, Gejji SP, Rao PK, Satpute S, Puranik VG, Gonnade R. Synthesis and biological activity of imidazole based 1, 4-naphthoquinones. *New J. Chem*. 2020;44(17):6889-901.
44. Beltran-Hortelano I, Atherton RL, Rubio-Hernández M, Sanz-Serrano J, Alcolea V, Kelly JM, Pérez-Silanes S, Olmo F. Design and synthesis of Mannich base-type derivatives containing imidazole and benzimidazole as lead compounds for drug discovery in Chagas Disease. *Eur. J. Med. Chem*. 2021 Nov 5;223:113646.

45. Johnson TO, Adegboyega AE, Iwaloye O, Eseola OA, Plass W, Afolabi B, Rotimi D, Ahmed EI, Albrakati A, Batiha GE, Adeyemi OS. Computational study of the therapeutic potentials of a new series of imidazole derivatives against SARS-CoV-2. *J. Pharmacol. Sci.* 2021 Sep 1;147(1):62-71.
46. Noriega-Irbe E, Díaz-Rubio L, Estolano-Cobián A, Barajas-Carrillo VW, Padrón JM, Salazar-Aranda R, Díaz-Molina R, García-González V, Chávez-Santoscoy RA, Chávez D, Córdova-Guerrero I. *In-vitro* and in-silico screening of 2, 4, 5-trisubstituted imidazole derivatives as potential xanthineoxidase and acetylcholinesterase inhibitors, antioxidant, and antiproliferative agents. *Appl. Sci.* 2020 Apr 22;10(8):2889.
47. Yavuz SÇ, Akkoc S, Sarıpinar E. The cytotoxic activities of imidazole derivatives prepared from various guanylhydrazone and phenylglyoxal monohydrate. *Synth. Commun.* 2019 Nov 17;49(22):3198-209.
48. Zhang CB, Liu Y, Liu ZF, Duan SZ, Li MY, Chen W, Li Y, Zhang HB, Yang XD. Synthesis and cytotoxic activity of novel tetrahydrobenzodifuran–imidazolium salt derivatives. *Bioorganic Med. Chem. Lett.* 2017 Apr 15;27(8):1808-14.
49. Gomha SM, Abdel-Aziz HM, Khalil KD. Synthesis and SAR study of the novel thiadiazole–imidazole derivatives as a new anticancer agents. *Chem. Pharm. Bull.* 2016 Sep 1;64(9):1356-63.
50. Gupta N, Pathak DP. Synthesis and evaluation of N-substituted imidazole derivatives for antimicrobial activity. *Indian J. Pharm. Sci.* 2011 Nov;73(6):674.
51. Jadhav VB, Kulkarni MV, Rasal VP, Biradar SS, Vinay MD. Synthesis and anti-inflammatory evaluation of methylene bridged benzofuranylimidazo [2, 1-b][1, 3, 4] thiadiazoles. *Eur. J. Med. Chem.* 2008 Aug 1;43(8):1721-9.
52. Marzouk AA, Bass AK, Ahmed MS, Abdelhamid AA, Elshaier YA, Salman AM, Aly OM. Design, synthesis and anticonvulsant activity of new imidazolidindione and imidazole derivatives. *Bioorg. Chem.* 2020 Aug 1;101:104020.
53. Graßmann S, Apelt J, Sippl W, Ligneau X, Pertz HH, Zhao YH, Arrang JM, Ganellin CR, Schwartz JC, Schunack W, Stark H. Imidazole derivatives as a novel class of hybrid compounds with inhibitory histamine N-methyltransferase potencies and histamine hH3 receptor affinities. *Bioorganic & medicinal chemistry.* 2003 May 15;11(10):2163-74.
54. Zhao S, Zhang H, Jin H, Cai X, Zhang R, Jin Z, Yang W, Yu P, Zhang L, Liu Z. Design, synthesis and biological activities of benzo [d] imidazo [1, 2-a] imidazole derivatives as TRPM2-specific inhibitors. *European Journal of Medicinal Chemistry.* 2021 Dec 5;225:113750.
55. Silvestri R, Artico M, De Martino G, Ragno R, Massa S, Loddo R, Murgioni C, Loi AG, La Colla P, Pani A. Synthesis, biological evaluation, and binding mode of novel 1-[2-(diarylmethoxy) ethyl]-2-methyl-5-nitroimidazoles targeted at the HIV-1 reverse transcriptase. *Journal of medicinal chemistry.* 2002 Apr 11;45(8):1567-76.