



ADVANCES AND CHALLENGES IN PLASTIC BIODEGRADATION: A COMPREHENSIVE REVIEW

Kushbu.R^[1] *, Dr. Madhu Malleshappa^[2], Dr. Arpita Mishra^[3]

^[1]Ms. Kushbu.R*

Corresponding author

^[1] Reasearch scholar, Garden City University

^[1] Faculty, KristuJayanti College

Department of Microbiology

kushbu@kristujayanti.com

7760192266

K.Narayanapura, Kothanur, Bengaluru, Karnataka 560077

Battarahalli, Bangalore, Karnataka 560049, India

^[2] Dr. Madhu Malleshappa

^[2] Guide, Garden City University.

Department of Microbiology

madhu.malleshappa@gardencity.university

Battarahalli, Bangalore, Karnataka 560049, India

^[3]Dr. Arpita Mishra

Faculty, KristuJayanti College

Department of Microbiology

arpitamishra@kristujayanti.com

K.Narayanapura, Kothanur, Bengaluru, Karnataka 560077

Battarahalli, Bangalore, Karnataka 560049, India

Article History

Volume 6 Issue 12, 2024

Received: 25 May 2024

Accepted : 25 June 2024

doi:

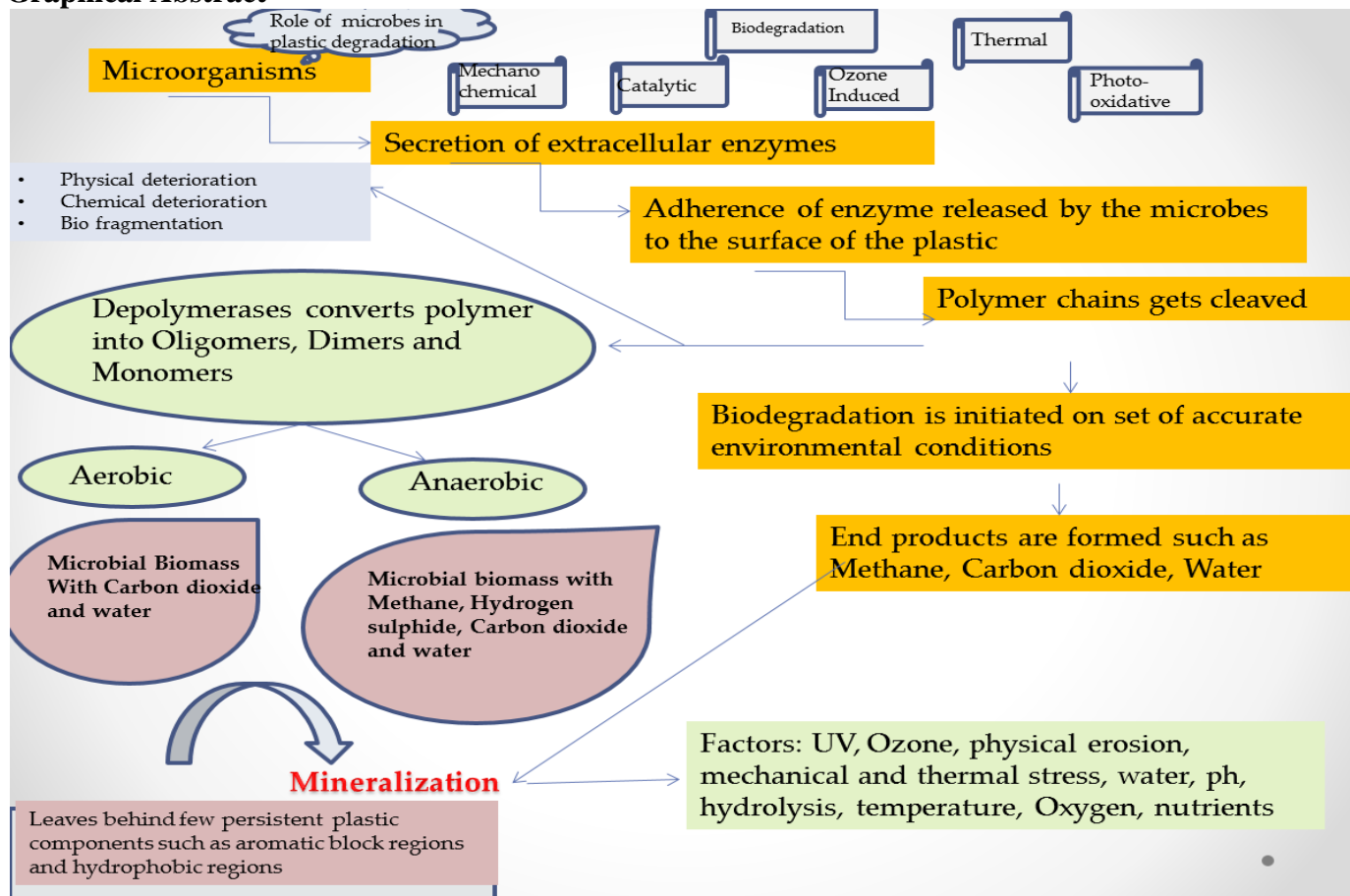
10.48047/AFJBS.6.12.2024.464-484

Abstract:

Plastics play indispensable role in our life. It is one of the most widely used products owing good tensile strength, lightness, resistance to water and multipurpose usage. Plastics being recalcitrant to degradation take decades to be degraded on its own. Its accumulation is an inevitable threat to the environment and mankind. Plastic pollution has become one of the most pressing environmental concerns of our time. The ever-increasing production and consumption of plastics have led to a significant accumulation of plastic waste in various ecosystems, posing severe threats to wildlife, human health, and the overall health of the planet. In recent years, extensive research has been dedicated to understanding plastic degradation mechanisms and developing sustainable solutions to address this global crisis. Microbial plastic degradation is an effective remediation method, where desired strains of organism are involved where they adopt a series of mechanisms to convert the toxic, recalcitrant, polymers into simpler, non-toxic monomers. This, in turn, paves way for bio mineralization and assimilation in soil leading to increased soil fertility. This review paper provides an in-depth analysis of the challenges associated with plastic degradation, explores the various degradation mechanisms, and discusses promising future perspectives for mitigating plastic pollution. Also it analyses the recent knowledge about biodegradation of artificially synthesized plastics and the mechanism in which it happens by certain bacteria, fungi and actinomycetes are clearly explained.

Key words: Polyethylene, microorganisms, biodegradation, mineralization.

Graphical Abstract



1. Introduction

The word plastic is framed from a Greek term “plastikos” which signifies ‘able to mold in different shapes’. Plastics are artificially synthesized lengthy chained complex polymer. It’s been half a century that plastic has started to play a vital role in the day to day life now plastic has become an inevitable part of our lifestyle (Venkateshet al., 2021). Commercially available plastics are a formulation of carbon, oxygen, nitrogen, silica and chlorides and the raw material is believed to be cellulose, coal, natural gas, salt and crude oil. As an end product plastics are obtained after the process of through a polymerization or poly-condensation (Ahmed et al., 2018). Plastic, a multipurpose ‘manmade’ substance in the 19th centuries is now an essential component of our daily life especially in the industrial and technological revolutions. Foodstuffs, sartorial, housing, transport, edifices, pharmaceuticals, recreation industries, food and agricultural industries etc are now unimaginable without plastic, it is now an inevitable dependency (Rolf-Joachim Mueller et al., 2006). These artificially synthesized polymers are generally highly recalcitrant and least susceptible for microbial attack, even if it does it takes minimum 400 years to degrade plastic naturally (Masayuki Shimao et al., 2001). There are also petroleum based synthetic polymers available which produces which contributes majorly a remarkable amount of polymer burden in the environment. Applicatory

aspect of the synthetic plastics are versatile, used 30% for packaging alone. Its physical and chemical properties have made it potential and user friendly with reference to its tensile strength, flexibility, stability, durability, water repellent nature and resistance to wear and tear. They are also light, cost effective, anti-corrosive in nature and insulated in nature (Roth et al., 2014).

2. Types and Uses of polyethylene

There are two types of plastics as follows;

Thermoplastics: These are rigid plastics that doesn't change its chemical properties and their composition when they are subjected to high temperature.

Thermosets: Processes infinite molecular weight. Made up of chains of many repetitive subunits derived from monomers. Each monomer may repeat over thousand times. Monomers which constitute to long polymer chain may be of same kind or of different kinds of monomers.

Chemicals in plastic which give them the rigidity is contributed by certain chemicals such as flame retardants, bisphenols, phthalates and other carcinogenic chemical complexes. Living organisms especially marine animals are affected the most. Humans are also affected by plastic pollution where they are highly carcinogenic and also disruption of various hormonal mechanisms (Tokiwa et al., 2004)

There are various types of plastics such as polypropylene (PP), polyethylene (LDPE, MDPE, HDPE and LLDPE), polystyrene (PS), poly (butylene terephthalate) (PBT), polyurethane (PUR), polyvinyl chloride (PVC), poly (ethylene terephthalate) (PET), nylons are most widely (Sabir et al., 2004). Their favorable and thermal properties makes it user friendly both in large scale and small scale. One third of the plastic produced are single use plastic which is exclusively used for packaging purpose are readily being disposed once used (Thompson et al., 2009). They are believed to be less than 40microns, can neither be reused nor recycled, they are the major contributors of pollutants in the environment which includes from the terrestrial land to marine ecosystem (Anantharam et al., 2018). The rate of accumulation is directly proportional to the shore use, a concentrated settlement, region of the Earth's surface that wind blows primarily from a specific bearing (Tokiwa et al. 2009).

TABLE 1: TYPES OF PLASTICS USED.

Plastic types		Uses
Polypropylene terephthalate	PETE	beverage bottles, oil cans, syrup bottles etc.
High density polyethylene	HDPE	Soap bottles, health care product bottles.
Polyvinyl chloride	PVC	Food packaging, sweets and fruits tray, food foils.
Low density Polyethylene	LDPE	Bags, Food wraps and packages, carry bags
Polypropylene	PP	Toys, kids items, external lining on auto mobiles, travel bags.

Polystyrene	PS	Computer hardware's, storage devices of computer, electro appliances like refrigerator, switch boards
Nylon	Nylon	Auto mobile and computer hardware materials, Medial appliances, kitchen appliances, clothes, jackets and shoes
Glass fibers	GF	Aerospace, paper industry, food processing, automobile hardware's , towers, oil/ gas pipes.
Polylactic fibers	PLF	Automobiles, electronic gadgets, textile industry , cosmetics, Food packaging, single use bottles, plates, spoons.
Polycarbonate	PC resins	Space craft hardware's, constructions, travel bags, medical Equipment, surgical materials.

The below point explain the various fields in which plastics are used most extensively

- Containers:** It is polyethylene packaging and containers (PE) that are used for the transportation of any packages product. Even packaging the product is done using PE. Polyethylene is preferred since it is lightweight, doesn't transmit odour, taste or any flavour.
- Transportation:** In any means of transport in which the material is transported plastic is included. This is due to its good quality
- Medicine:** Devices or materials like syringes, capsules, prosthesis, bags of serum, gloves and many more are made of plastic.
- Electronics:** They are very good insulators. Materials like cables, Computers, fixed telephones, mobile phones are manufactured by Polyvinyl chloride (PVC)
- Agriculture:** Agricultural technology and harvesting methods have drastically improved in that plastic plays a major role. They are most commonly used in greenhouse, pipes for irrigation, tunnels of cropping etc (Swift G et al., 1997).

Generally pure plastics have low toxic content because of its low solubility in water and its chemical inertness. Few plastics have high toxic content in them due to the synthetic additives like plasticizer (adipates and phthalates) in them. The compounds in the plastic may cause hormone functions and suspected to be carcinogen as well. But a finished plastic is non-toxic though, the monomers which makes up the polymer may be toxic. In order to synthesis finished plastic quite faster certain additives are added such as polyvinyl chloride (Shimpi et al., 2012)

Synthetic fibers: They are purely artificially synthesized by man. A synthetic fiber is composed of chain of small units that together forms a long fibers. These small units could be chemical substances. Many such units join with large units called as polymers (Sharma et al., 2017).

3. Effects of Polyethylene

The dependency on plastics has transmuted our lifestyle completely. As there is high demand, the production and availability of plastic is also sufficient enough hence the usage is to its peak (Ward et al., 2006). The demand has raised the production of plastic from 0.5 million tons to 260 million tons when compared in the year 1950. The annual production on an average have raised 46.6% from the survey from 2002 to 2013 (Bollinger et al., 2018).

Terrestrial habitats are the hot spots showing a steady decline in the native species population (Wallace et al., 2017). Marine ecosystem on the other hand reflects a serious negative impact on the aquatic fauna and flora. The latter being non-biodegradable remains static when ingested or remains tangled on the body for years disrupting its movement and metabolism also leads to bioaccumulation. New pelagic layer is formed as a new habitat made up of millimeter-sized plastics (Ren et al., 2019) (Benachour et al., 2009). There are many primitive algae, cyanobacteria, protozoans, fungi and bacteria seen residing on it (Benachour et al., 2015).

As per International Agency for the Research on Cancer (IARC) Vinyl chloride is considered carcinogenic and it also mimics human hormones, proved to be causing human and animal mammary cancer. PVC being widely used all sorts of cosmetics and body care products for kids and adults is again proved to cause various health issues and turns carcinogenic when used extensively. Styrene again being classified as carcinogenic agent by IARC also induced tumor formation and endocrine disorders (Mohanan et al., 2020a) (Mohanan et al., 2020b). BPA is directly associated with under-intrauterine development, underdeveloped new born and especially postpartum preeclampsia, high usage may show an impact on the sex hormones in females to be particular (Chua et al., 2003). Incineration of plastic is not an acceptable way of plastic management or disposal as it releases lethal greenhouse gases could induce ozone layer depletion and increase gaseous toxicity in the atmosphere. Dioxin on a serious note causes endocrine hormonal issues and also contributed for soil pollution. Phthalates, Bisphenol and others causes thyroid gland related issues (Shah et al., 2008). Chemicals in plastic which give them their rigidity is contributed by certain chemicals such as flamer retardants, bisphenols, phthalates and other carcinogenic chemical complexes. Living organisms especially marine animals are affected the most. Humans are also affected by plastic pollution where they are highly carcinogenic and also disruption of various hormonal mechanisms (Jayasekara et al., 2005)

This drastic increase in the availability and usage of plastics have paved way for a serious treat for the environment. Huge accumulation of plastic wastes from various sources (Abrusci et al., 2013). Have become a stubborn trouble to face, as these commercial polymers are highly recalcitrant and lacks readiness to degrade easily (Alvarez H. M. 2003). This massive waste thus produces creates a negative impact on the cities, forests and wildlife as well. Proper plastic waste disposal plays a vital role to control the pollution stress to hinder the potential harm on mankind and ecology. Burning was always a concerned method to treat plastic waste, stubborn organic pollutants known as furans and dioxins (Gu, J.D. 2003). Even during the production of plastic at various stages quite good amount of polymer wastes are produced which should be taken into consideration. There are few plastics such as polyurethane, polyester, polyethylene with starch blend that are susceptible to biodegrade but the commercially available plastics takes eras to reduce (Webb et al., 2013). This has elevated as an emerging worry about degradable polymers and raised research movement overall to either hoist biodegradability or to foster novel choices that are degradable by any or the accompanying instruments as a whole: biodegradation, photodegradation, natural disintegration and warm corruption (Andrady A. L. 2011).

4. Biodegradation of plastic

In 1980's, researchers began to look on the off chance that plastic may become helpless to microbial assault, making them deteriorate in a microbial dynamic climate. Biodegradable plastics paved the way for new contemplations of plastic leftover administration methodologies as these materials were intended to corrupt the ecological circumstances (Kenny et al., 2008). Recycling of plastics is not a cost effective methodology to eliminate plastic from the ecosystem, that case biodegradation of plastics becomes handy to eliminate plastic in an eco-friendly manner. Plastics can be converted as composts with other degradable waste and use them inturn to increase soil fertility (Yang et al., 2018).

Any structural or compound variation in polymer because of natural properties, like light, heat, dampness, synthetic circumstances or organic action (Weiland et al., 1995). Processes enacting changes in polymer properties (decay of support) by virtue of compound, physical or typical responses factors resulting in bond scission and coming about substance changes have been delegated polyethene degradation. Debasement has been replicated in changes of physical properties like mechanical, optical or electrical characteristics, in maddening, breaking, deterioration, staining, stage segment or delamination. The movements integrate security scission, manufactured change and plan of new helpful social events (Yang et al., 2015).Plastics can be degraded via various methodologies such as by chemical deterioration, thermal decomposition, photo or biological degradation (Gu et al., 2000). Any physical or chemical change changes the complete conformation of the polyethene sheet like reduction in the weight, loss of tensile strength, like gas production as a byproduct of the reaction signifies the biological degradation by microorganisms (Urbanek et al., 2018). There are list of factors that should be favorable for the degradation to occur which includes optimum temperature, humidity, water activity, oxygen concentration and desired living organisms (Albinas et al., 2003).

Factors affecting biodegradation of plastic

Temperature: Rate of biodegradation increases as temperature increases that a is it is believed the enzymatic activity is in its optimum range of 30°C to 40°C., increased solubility and availability of less soluble hydrophobic substances also play an important role.

Oxygen: Initial steps of biodegradation are the catabolic reaction of aliphatic and cyclic hydrocarbons and at times also involves aromatic hydrocarbons by bacteria and fungi. It involves the oxidizing protocol upon plastic by oxygenase where it requires molecular oxygen.

Essential elements: Along with Carbon there are many other elements that are essential they are found to be H₂, N₂, O₂, Phosphorous and also Sulphur. They play a vital role in degradation.

Salinity: Rate of biodegradation in fresh and marine waters show significant differences. Microorganisms in highly halophilic conditions are very less. It is analyzed that rate of biodegradation of plastic gradually decreases as salt concentration increases. It decreases in the range of 3.3-28.4%.

Pressure: Basophiles are organisms which can resist about 700 atmospheric pressure. They greatly contribute during biodegradation of plastic.

pH: Soil pH varies highly with time to time ranging from 2.0 in mine refuse to 11.0 in alkaline exerts. Many bacteria and fungi work is pH 7.

Biotic factors: Bacteria, fungi, algae and other protozoa majorly contribute to Biodegradation of plastic (Gamerith et al., 2016) (Gnanavel et al., 2012)

Are plastics biodegradable?

Yes, definitely. Plastics that can be decomposed or degraded by few living organisms.

- Plastics are the polymer which becomes mobile or liquid fluid like when it is heated to a particular temperature. And then they are casted into desired shape. They also contain non-metallic compounds. Plastic causes a serious threats to environment and as well to the living forms during its synthesis and disposal.

- The amazing fact is the certain microorganisms are capable of degrading plastics over 90 genera from bacterial like *Bacillus megaterium*, *Pseudomonas sp.*, *Azotobacter sp.*, *Ralstonia eutrophs*, *halomonas sp.* etc. Even certain fungi are capable of doing so. These bacteria tend to cleave the polymer chain of plastic using the unique enzymes it produces. These polymers are then hydrolysed into simple monomers and oligomers. Simply they are converted to inorganic components is called Mineralization. These unique microorganisms can bio remediate plastic wastes. Microbial activity can be enhanced by strain improvement and genetic modifications (Premraj et al., 2005).

- A special type of microbial community that develops on plastic are highly diverse and could produce biofilm and it releases a special type of compound such as nitrous acid (Eg. *Nitrosomonas sp.*), nitric acid (Eg. *Thiobacillus spp.*) by chemolithotrophic bacteria. (Alvarez H. M. 2003).

5. Organisms involved in biodegradation of polyethylene

Biodegradation is the cooperation by which normal substances are isolated by carrying on with living things. The term is commonly used relating to science, waste the board, ecological remediation in account of their extensive future. Regular material can be defiled energetically, with or without oxygen. In this case, synonym of biodegradation is bio-mineralization, in which regular matter is changed over into minerals (Kijchavengkul T et al., 2008). Plastics are observed to be biodegraded in nature, anaerobically present in landfills and midway vivaciously, generally fertilizes the soil. Simple not toxic byproducts are produced during high-influence biodegradation. Carbon dioxide, water and methane are conveyed during anaerobic biodegradation (Silva et al., 2011). Usually, the cleavage of toxic, complex polymers into simple carbon dioxide (mineralization) requires consortium of particular organisms, where there is serial reduction of polymer into its constituent monomers, to include the thus produced monomers to less perplexing nontoxic simple waste combinations (Takei et al., 2008). Since microorganisms are good for spoiling most of the regular and inorganic materials, there is a lot of interest in the microbial defilement of plastic and polythene waste material. Microorganisms such as bacteria, fungi and actinomycetes degrades both natural and synthetic plastics. The richness of microbes able to degrade polythene is so far limited to 17 genera of bacteria and 9 genera of fungi (Wei et al., 2014). Microbial degradation of plastics is caused by oxidation or hydrolysis using microbial enzymes that leads to chain cleavage of the large compound polymer into small molecular monomer by the metabolic process. The microbial species associated with the degrading materials were identified as bacteria, fungi, actinomycetes sp. and *saccharomonospora* genus (Vega et al., 1999).

The microorganism's growth is influenced by several factors including the availability of water, redox potential, and temperature carbon and energy source (Zimmermann et al., 2011). Microorganisms secreted by both exoenzymes and endoenzymes that are attached to the surface of large molecular substrate and cleave in to smaller segments (Juan-Manuel Restrepo-Flórez et al., 2014). Recently reported, degrading enzymes are produced by several microorganisms. Microorganisms recognize polymers as a source of the organic compounds (Zeenat et al., 2021).

Both natural and manmade plastics are subject to deterioration by microorganisms including bacteria and fungi (Pramila et al., 2011). Because the microorganisms responsible for the degradation are distinct from one another and each has its own preferred growing conditions in the soil, the biodegradation of plastics progresses actively under various soil conditions depending on their qualities. Heterotrophic bacteria may be able to grow on polymers, particularly plastics. The qualities of the polymer, the type of organism, and the method of pretreatment are some of the variables that influence biodegradation. Degradation of a polymer is greatly influenced by its properties, including its mobility, tactility, crystallinity, molecular weight, kind of functional groups and substituents present in its structure, and plasticizers or additives added to the polymer (Sowmya et al., 2015)

The tedious conversion of complex, toxic, recalcitrant polymers into simple, non-toxic, biodegradable monomers leads to mineralization. This process of depolymerization is occurs under various parameters, and in order to be absorbed as a mineral by the organisms this breakdown is a must. As believed small the minerals higher is the absorption rate by the microorganisms. There are n number criteria involved in this process of degradation which includes physical and biological processes (Halt et al., 2004). Mechanical deterioration first leads to consistency change of plastic sheet which becomes brittle and cracks which is artificially done heating/ drying/ freezing (Oliveira et al., 2020). There are certain fungi in favor with its morphology pierces through the polymer sheet and causes wear and tear (Shinozaki et al., 2013). Many synthetic polymers can be degraded using microbial enzyme leading to straight reduction of molecular weight of the polymer sheet (Ikada et al., 2000). Abiotic hydrolysis is an essential reaction to reduce the synthetic polymers occurs in the environment. Thus produced monomers, dimers and oligomers are readily mineralizable and no longer toxic (Tomita 1999). Enzyme produced by the organisms are the ground work to include the degradation process, once subjected with the polymer there is an attack on the polymer bonds making it more susceptible for degradation. But high molecular weight and rigidity of the bonds keeps them static for any sort of enzymatic encroachment. But when the polymer is subjected to extracellular and intracellular depolymerases enzyme especially for a prolonged period of time in harmony with other essential parameters then the degradation can be successful (Vercé et al., 2000)

In past years polyethylene degrading bacteria has been reported as per the table

TABLE 2: LIST OF ORGANISMS INVOLVED IN PLASTIC DEGRADATION

LIST OF ORGANISMS INVOLVED IN PLASTIC DEGRADATION	
<i>Arthrobacter viscosus</i>	<i>Corynebacterium sp.</i> ,
<i>Pseudomonas spp.</i> ,	<i>Arthrobacter globiformis</i>
<i>Viscosus spp.</i> ,	<i>Rhodobacter ruber</i>
<i>Acinetobacter baumannii</i> ,	<i>Micrococcus lylae</i>
<i>Bacillus, Thuringiensis</i>	<i>Pseudomonas putida</i>

<i>Streptococcus sp.,</i>	<i>Pseudomonaaeruginosa</i>
<i>Ralstonia spp.,</i>	<i>Serratiamarcescens</i>
<i>Bacillus brevies</i>	<i>Micrococcus letus</i>
<i>Pseudomonas fluorescens</i>	<i>Proteus vulgaris</i>
<i>Diplococcus sp.,</i>	<i>Streptococcus lactis</i>
<i>Rahnella, Lylae,,</i>	<i>Aspergillusversicolor</i>
<i>Staphylococcus cohnii</i>	<i>Aspergillusflavus</i>
<i>Micrococcus luteus</i>	<i>Chaetomiumspp</i>
<i>Bacillus sp.,</i>	<i>Mucorcircinellodies</i>
<i>Micrococcus sp.,</i>	<i>Aspergillusniger,</i> <i>A. cremeus, A. flavus, A. candidus and</i> <i>glaucus</i>
<i>Moraxella sp.</i>	<i>Flavobacterium spp.,</i>
<i>Paenibacillusmacerans,</i>	<i>A. ornatus, A nidulans</i>
<i>Staphylococcus sp.,</i>	<i>Rhodococcuserythropolis</i>
<i>Delftiaacidovorans</i>	<i>Pseudomonas aeruginosa,</i>

(Browne et al., 2015)

It is found that long chain of polymer in the plastic is broken down into simpler smallmoleculessuchasoligomers,dimersandmonomerswhichissimplysaidasconversionoftoxic form to nontoxic from. They monomers or dimers which are formed are found to beso small that they can enter the bacterial cell that is it can enter the semi-permeablemembrane of the microorganisms and then utilized as they essential elements such asCarbonand other energysource (Zeenat et al., 2021). Bacteria involved could be Gram positive or Gram negative (classification of bacteria based on their cell wall composition) and also few species of fungi are found to have capability to degrade plastic onset of favourable condition over a course of time. Most often involved common species are Streptococcus, Pseudomonas, Micrococcus, *Aspergillusglacus* and *Aspergillusniger*. These are commonly occurring microorganisms in soil contributes majorly towards degradation of polymer like plastic, which converts the long chain polymer into simple monomers on set of favorable conditions which are no longer found to be toxic (Fontanella et al., 2010).

TherearespeciesofmicroorganismsidentifiedwhichareabletodegradePLA,PCLandPBSsuchas actinomycetes. Sample containing PLA film was reduced by nearly 60% with the help of PLAdegradingactinomycetes and*Amycolatopsisspecies*.Straini.e.100mgPLAfilmafter14daysofincubation in liquid culture at 30°C. Several plastic degrading actinomycetes were reported suchas*Amycolatopsisspecies* 3118,*Streptomycesbanladeshensis*77T-*,Streptomycesthermoviolaceus species,Thermoviolaceus*76T-2 (Di Gennaro et al., 2019).

6. Mechanisms involved in degradation of polyethylene

Synthetic plastics are evolving ecological contaminants, found to be accumulating in a very large quantity. They are highly recalcitrant and not highly susceptible to get degraded. Burning or burring of this pollutant would cause serious bad impact on to the environment. They release harmful toxic materials which contribute to increased level of harmful gases in the environment (Fontanella et al., 2010). Plastic is a material which contains synthetic or semisynthetic organic complexes that are molded in different forms as per required. These organic polymers are of high molecular mass. It can be manufactured using polylactic acid from corn or cellulose from cotton linters. Since they are of low cost, versatility, ease to manufacture and impervious to water they are used so widely from packing the food stuff to spacecraft (Fratzke et al., 2021). Biodegradable plastics are environmental friendly; currently certain enzymes realized by the microorganisms used to degrade this recalcitrant contaminant. UK and Brazil, engineered an enzyme that can digest Polyethylene terephthalate (PET) and convert them into simpler products. It is a main primary constituent utilized to manufacture plastic materials which is used extensively (Wallace et al., 2017).

The enzyme involved is found to be PETase, a naturally occurring enzyme recently discovered by the bacterium *Ideonella sakaiensis* to degrade plastic as a food source. In order to obtain 3D structure of PETase, Professor McGeehan and colleagues used the diamond light source that produces extensive high beam of X-rays 10 billion times brighter than a sun (Tokiwa et al., 2009). Under the influence of exoenzymes and endoenzymes, there is a chemical reaction that is carried out and thereby initiating the biodegradation of polymer. It is the progress of breaching the polymer chain and oxidation is carried out (Crabbe et al., 1994). This has a result there are many more enzymes comes into action due to formation of their favorable condition this enters the cellular metabolism pathway, which results in release of by products such as water, carbon dioxide, biogas like Methane and other essential by products which are involved in biodegradation of polymer (Herrero Acero et al., 2011). It is a best way to decompose such resistant contaminates which appears in high concentration in the environment. Credit to this process is that it produces bi products which are non-toxic and are found to be eco friendly or the elements enter the biogeochemical cycles (Lim et al., 2002)

Because plastic is one of the most dangerous contaminants, it is a technology whose benefits should be well understood. Plastic also comes in a variety of forms, is very refractory, and is not particularly prone to degrading. Today, it is very difficult to find a replacement for plastics, which are utilized for many different things. Two to three million tons of plastic are used annually in the agricultural business alone. In some industries, its 10 to 30 times higher or even higher (Numata et al., 2009)

However, their principal drawback is that they are difficult to degrade in the environment or by the enzymes produced by bacteria, and they pollute the ecosystem by leaving behind trash. Plastics are notoriously recalcitrant because they are often composed of carbon, nitrogen, oxygen, chlorine, and bromine. The amount of plastic waste in landfills can be decreased by using compostable and biodegradable polymers (Vatseldutt et al., 2014).

Photodegradation: Plastics which are extensively subjected to high intensity of solar radiation for a long period of time undergoes degradation by the Ultra-violet component present in the solar radiation that ranges the wavelength 0.295 to 0.400 μm . This radiation is absorbed by the plastic and breakage of bonds in the polymers is achieved. This leads to photo-oxidation (Gajendiran et al., 2016).

Thermal degradation: The molecular weight of the polymer and plastic qualities including ease to mold texture and embrittlement, chalking, color changes, cracking, and a general decrease in their physical properties are typically affected (Grima et al., 2000)

It involves three mechanisms;

Initiation: Here there is loss of hydrogen atoms from the long chain polymer under the influence of light.

Propagation: It involves variety of reactions and the most important one is where free radical reacts with an oxygen molecule to form a peroxy radical, which completely eliminates the hydrogen groups from polymer chain to form a

Hydrogen peroxide and this regenerates free radical again. This hydrogen peroxide can thus produce new free radicals which will continue to repeat the reaction which will attack other polymer.

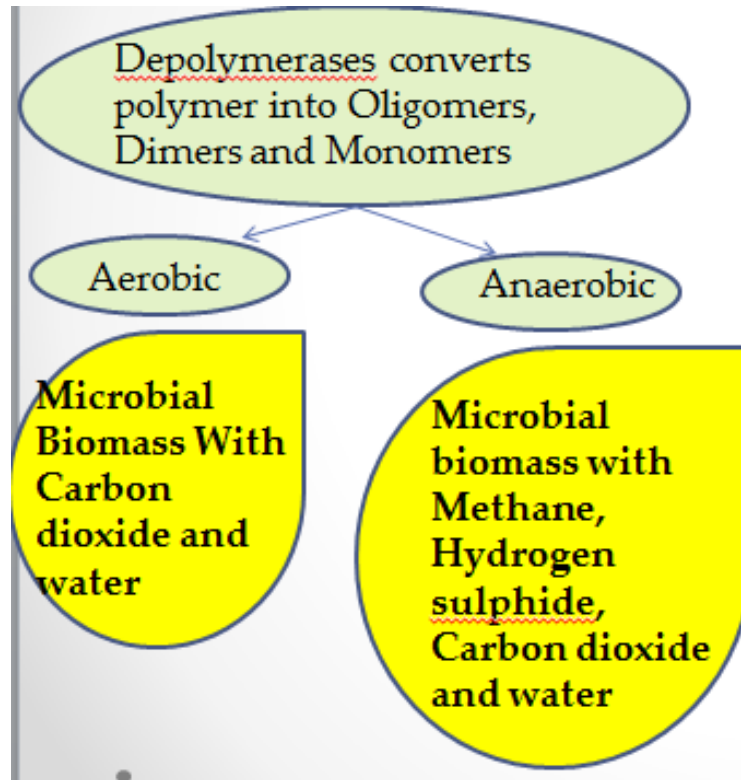
Termination: It is achieved when the free radicals tend to produce inert products which cannot be affected by any free radicals. This happens naturally when the free radicals combine or it can be made difficult by addition of stabilizers in the plastic (Shah et al., 2006).

Biodegradation is of two types:

Aerobic and anaerobic biodegradation

- Aerobic are mostly involved in scavenging of contaminants. They use oxygen as an electron acceptor and mineralization takes place. Carbon dioxide and water are obtained as main products.
- Anaerobic biodegradation occurs in the anaerobic or micro-aerobic condition. They use Nitrate, Manganese, Iron, Sulphate and Carbon dioxide as their electron receiver and mineralization takes place (Shilpa et al., 2022).

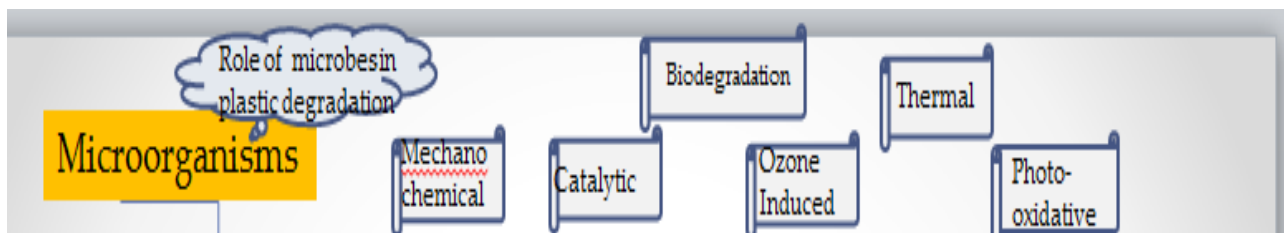
FIG 1: TYPES OF DEGRADATION



Factors affecting the biodegradation of plastics by microbes.

- Structural and organic properties of plastics mainly influence the biodegradation capacity.
- Physiochemical nature like surface area, molecular weight, hydrophilic and hydrophobicity, chemical structure, melting temperature, crystallinity etc plays major role.
- Molecular weight also plays major role because it identifies the polymer present in the plastic.
- Greater the molecular weight of polymer lower will be the degree of crystallinity. Amorphous domain part of the polymer is more susceptible for degradation.
- Lower the rate of translucent part of polymer increases the rate of biodegradation (Bhardwaj et al., 2012).

FIG 2: ROLE OF MICROBES IN PLASTIC DEGRADATION



Several steps involved in plastic biodegradation is explained using simple terms as follows;

- Bio-deterioration is defined as the action of microbial population and others decomposers that are responsible for the structural and elemental factors that result in the successive degradation of plastics using its properties.
- Biofragmentation refers to the catalytic action of the microbial enzyme that will cleave the polymer of the plastic into simpler oligomer or monomers. Usually free radicals are usually secreted to perform the desired action.
- Mineralization is a prior step where complete degradation takes place where complex polymers are gradually broken down into simple monomers, dimers and oligomers and complete oxidized metabolites are released such as carbon dioxide, water and methane (Chee et al., 2010)

Physical deterioration: Formation of the microbial biofilm depends on the secretion (EPS).

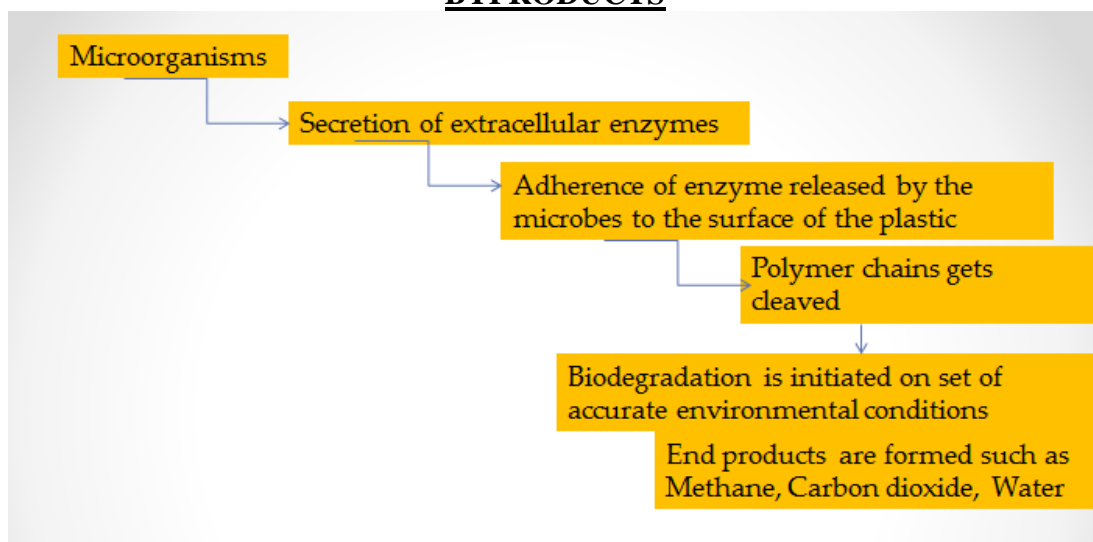
These EPS enter the pores and grow inside the plastic. This increases the pore size and leads to cracking thereby leading to complete destruction of physical properties of the plastic.

Chemical deterioration: Diverse group of microorganisms contribute to the biofilm and release diverse group of acidic compounds like Nitrous acid, nitric acid or sulphuric acid by certain chemolithotrophs and organic compounds. Results in pH change inside the pores of the plastic is then modified (Eyheraguibel et al., 2017).

Bio-fragmentation:

Fragmentation of plastic polymers into simple monomers can be achieved by mechanical or chemical process, thermal, UV radiation and biological method. Synthetic polymers are of high molecular weight hence it cannot cross the cell wall. Hence certain exoenzymes are released that catalyze the reactions in boundaries of the plastic polymer. These enzymes need to have imbalanced electrical charge to perform lysis. In order to stabilize the native electrical charge, bacteria that can reduce plastic usually secrete enzymes called oxygenase (mono or di) which add superoxide to long carbon chain (Li et al., 2019) (Rose et al., 2011)

FIG 3: ROLE OF MICROORGANISMS TO DEGRADE PLASTIC TO SIMPLER BYPRODUCTS



(Hayase et al., 2004)

7. Conclusion

Biodegrading bacteria plays a harmonized role in the environment with respect to plastic degradation and secretes both endo-enzymes and exo-enzymes that attack the substrate to cleave the molecular chains into simple monomers in an eco-friendly way. Enzymes are proteins made up of -COOH, -OH, -NH₂ which help the enzyme to cleave the polymer. Certain factors such as temperature, water availability, pH, oxygen supply and redox potential. These biodegrading bacteria do not produce any toxic substances to the environment. The initial breakdown is due to several physical and biological forces that could be wetting, heating, cooling can cause polymeric cracking (Kim et al., 2015) (Pramila et al., 2011).

The conclusion summarizes the key findings discussed throughout the paper and emphasizes the urgency of concerted efforts to address the plastic pollution crisis. It emphasizes the importance of interdisciplinary collaborations, technological innovations, and sustainable practices for effective plastic degradation and a cleaner, healthier future. Attention to be given on recent advancements in enzyme engineering, biotechnological approaches, nanomaterial-based degradation, and the potential of circular economy principles. It also highlights the importance of policy interventions, waste management strategies, and public awareness in mitigating plastic pollution (Sowmya et al., 2015) (Bonhomme et al., 2003) (Pagga et al., 2001) (Peng et al., 2019).

Alternative is found to be Natural plastics

They are synthesized from renewable sources that are completely biodegradable in their native form and they are found to be nothing but the components of plants, animals, and algae. Main advantage of these natural plastic over normal plastics is that the natural plastic is found to be biodegradable. There are many archaea and bacteria synthesize biodegradable plastics which are also polymers but they are found to be biodegradable, eco-friendly and biocompatible (Ramis et al., 2004). The properties of PHA are also just like polyethylene and polypropylene. Many microorganisms accumulate PHA and carbon inclusion as its native intracellular energy and store it. There are many other nutrient elements that are present such as Nitrogen, sulphur, Oxygen and phosphorous. It's observed that there are different types of PHA (Rajashree et al., 2015). The study of these special bacteria which has capability to biodegrade plastics in a given reasonable time interval. The above study is trying to conclude the following;

- Certain microorganisms make a drastic changes in degradation of plastic which is one of the recalcitrant contaminant present in the atmosphere and are very resistant to undergo degradation.
- Degradation is carried out by the enzymes released by the microorganisms.
- Not all bacteria have the potential to biodegrade plastic. And it is observed that the potential at a given period of time to biodegrade plastic varies widely from species to species. .
- Degradation of polymers are increasingly used hence natural plastics are found to be the alternative which is found to be biodegradable. .
- This biodegradation process is successful under natural environment or even in lab conditions. But the estimated results are found to be different at different conditions.
- Production of enzymes of these bacteria increases the rate of biodegradation. (Nechwatal et al., 2006) (Motta 2009)

8. References

1. Abrusci C., Pablos J. L., Marín I., Espí E., Corrales T., Catalina F. (2013). Comparative effect of metal stearates as pro-oxidant additives on bacterial biodegradation of thermal- and photo-degraded low density polyethylene mulching films. *Int. Biodeterior. Biodegrad.* 83 25–32. 10.1016/j.ibiod.2013.04.002 [[CrossRef](#)] [[Google Scholar](#)]
2. Ahmed T., Shahid M., Azeem F., Rasul I., Shah A. A., Noman M., et al. (2018). Biodegradation of plastics: current scenario and future prospects for environmental safety. *Environ. Sci. Pollut. Res. Int.* 25 7287–7298. 10.1007/s11356-018-1234-9 [[PubMed](#)] [[CrossRef](#)] [[Google Scholar](#)]
3. Albinas L. Loreta L., Dalia P. Micromycetes as deterioration agents of polymeric materials. *IntBiodeterioBiodegra* 2003; 52: 233-242.
4. Alvarez H. M. (2003). Relationship between β -oxidation pathway and the hydrocarbon-degrading profile in actinomycetes bacteria. *Int. Biodeterior. Biodegrad.* 52 35–42. 10.1016/S0964-8305(02)00120-8 [[CrossRef](#)] [[Google Scholar](#)]
5. Alvarez H. M. (2003). Relationship between β -oxidation pathway and the hydrocarbon-degrading profile in actinomycetes bacteria. *Int. Biodeterior. Biodegrad.* 52 35–42. 10.1016/S0964-8305(02)00120-8 [[CrossRef](#)] [[Google Scholar](#)]
6. Anantharam. H1*, Muralidhar. S.Talkad2, Plastic (LDPE) Degradation by Induced Mutations In Pseudomonas Putida, IOSR Journal of Environmental Science, Toxicology and Food Technology (IOSR-JESTFT), e-ISSN: 2319-2402,p- ISSN: 2319-2399. Volume 12, Issue 9 Ver. III (September. 2018), PP 34-40 www.iosrjournals.org
7. Andrady A. L. (2011). Microplastics in the marine environment. *Mar. Pollut. Bull.* 62 1596–1605. 10.1016/j.marpolbul.2011.05.030 [[PubMed](#)] [[CrossRef](#)] [[Google Scholar](#)]
8. Benachour N, Aris A. Toxic effects of low doses of bisphenol-a on human placental cells. *ToxicolAppIPharmacol* 2009; 241(3): 322-328.
9. Bollinger A., Thies S., Katzke N., Jaeger K. E. (2018). The biotechnological potential of marine bacteria in the novel lineage of *Pseudomonas pertucinogena*. *Microb. Biotechnol.* 13 19–31. 10.1111/1751-7915.13288 [[PMC free article](#)] [[PubMed](#)] [[CrossRef](#)] [[Google Scholar](#)]
10. Bonhomme S., Cuer A., Delort A. M., Lemaire J., Sancelme M., Scott G. (2003). Environmental biodegradation of polyethylene. *Polym. Degrad. Stab.* 81 441–452. 10.1016/S0141-3910(03)00129-0 [[CrossRef](#)] [[Google Scholar](#)]
11. Bouwmeester H., Hollman P. C., Peters R. J. (2015). Potential health impact of environmentally released micro- and nanoplastics in the human food production chain: experiences from nanotoxicology. *Environ. Sci. Technol.* 49 8932–8947. 10.1021/acs.est.5b01090 [[PubMed](#)] [[CrossRef](#)] [[Google Scholar](#)]
12. Browne M. A., Crump P., Niven S. J., Teuten E., Tonkin A., Galloway T., et al. (2011). Accumulation of microplastic on shorelines worldwide: sources and sinks. *Environ. Sci. Technol.* 45 9175–9179. 10.1021/es201811s [[PubMed](#)] [[CrossRef](#)] [[Google Scholar](#)]
13. Chua ASM, Takabhatake H, Satoh H and Mino T (2003). Production of Polyhydroxyalkanoate (PHA) by activated sludge treating municipal waste. Effect of pH
14. Crabbe J. R., Campbell J. R., Thompson L., Walz S. L., Schultz W. W. (1994). Biodegradation of a colloidal ester-based polyurethane by soil fungi. *Int. Biodeterior. Biodegrad.* 33 103–113. 10.1016/0964-8305(94)90030-2 [[CrossRef](#)] [[Google Scholar](#)]

15. Di Gennaro P., Colmegna A., Galli E., Sello G., Pelizzoni F., Bestetti G. (1999). A new biocatalyst for production of optically pure aryl ep-oxides by styrene monooxygenase from *Pseudomonas fluorescens* ST. *Appl. Environ. Microbiol.* 65 2794–2797. 10.1128/AEM.65.6.2794-2797.1999 [[PMC free article](#)] [[PubMed](#)] [[CrossRef](#)] [[Google Scholar](#)]
16. Fontanella S., Bonhomme S., Koutny M., Husarova L., Brusso J. M., Courdavault J. P., et al. (2010). Comparison of the biodegradability of various polyethylene films containing pro-oxidant additives. *Polym. Degrad. Stab.* 95 1011–1021. 10.1016/j.polymdegradstab.2010.03.009 [[CrossRef](#)] [[Google Scholar](#)]
17. Fontanella S., Bonhomme S., Koutny M., Husarova L., Brusso J. M., Courdavault J. P., et al. (2010). Comparison of the biodegradability of various polyethylene films containing pro-oxidant additives. *Polym. Degrad. Stab.* 95 1011–1021. 10.1016/j.polymdegradstab.2010.03.009 [[CrossRef](#)] [[Google Scholar](#)]
18. Fratzke, A. and bailey Jr., T.B. (1991), biodegradation of degradation plastic polyethylene by Phanerochaete and Streptomyces species. 57: 678-685.
19. Gajendiran A., Krishnamoorthy S., Abraham J. (2016). Microbial degradation of low-density polyethylene (LDPE) by *Aspergillus clavatus* strain JASK1 isolated from landfill soil. 3 *Biotech.* 6:52. 10.1007/s13205-016-0394-x [[PMC free article](#)] [[PubMed](#)] [[CrossRef](#)] [[Google Scholar](#)]
20. Gamerith C., HerreroAcero E., Pellis A., Ortner A., Vielnascher R., Luschnig D., et al. (2016). Improved enzymatic polyurethane hydrolysis by tuning enzymesorption. *Polym. Degrad. Stab.* 132 69–77. 10.1016/j.polymdegradstab.2016.02.025 [[CrossRef](#)] [[Google Scholar](#)]
21. Gnanavel, G. &JayaValli, M.V.P. &Thirumarimurugan, M. &Kannadasan, T.. (2012). Degradation of plastics using microorganisms. *International Journal of Pharmaceutical and Chemical Sciences.* 1. 691-694.
22. Grima, S., Bellon-Maurel, V., Feuilloley, P. et al. Aerobic Biodegradation of Polymers in Solid-State Conditions: A Review of Environmental and Physicochemical Parameter Settings in Laboratory Simulations. *Journal of Polymers and the Environment* 8, 183–195 (2000). <https://doi.org/10.1023/A:1015297727244>
23. Gu JD, Ford TE, Mitton DB, Mitchell R. Microbial corrosion of metals. In:Revie W, editor. *The Uhlig Corrosion Handbook*. 2nd Edition. New York:Wiley; 2000 915–27
24. Gu, J.D. (2003), Microbiological deterioration and degradation of synthetic polymeric material. *Res. Adv.Int. Biodeterioration.* *Biodeterioration* 52;69-61.
25. Halt, J.G., N.R. Krieg, P.H.A. Sneath, JT. Staley and S. T. Williams, 1994. *Manual of determinative Microbiology*, 9th Editions, Williams and Wilkins.
26. HerreroAcero E., Ribitsch D., Steinkelner G. T., Gruber K., Greimel K., Eiteljoerg I., et al. (2011). Enzymatic surface hydrolysis of PET: effect of structural diversity on kinetic properties of cutinases from *Thermobifida*. *Macromolecules* 44 4632–4640. 10.1021/ma200949p [[CrossRef](#)] [[Google Scholar](#)]
27. Ikada Y, Biodegradation polyesters for medical and ecological applications: 2000 117-132. ISSN 1996-0808 ©2011 Academic Journals
28. Jayasekara R, Harding I, Bowater I, Lornergan G. Biodegradability of selected range of polymers and polymer blends and standard methods for assessment of biodegradation. *J Polym Environ* 2005;13:231–51.

29. Juan-Manuel Restrepo-Flórez, Amarjeet Bassi, Michael R. Thompson, Microbial degradation and deterioration of polyethylene – A review, *International Biodeterioration & Biodegradation*, Volume 88, 2014, Pages 83-90, ISSN 0964-8305, <https://doi.org/10.1016/j.ibiod.2013.12.014>.
30. Kenny S. T., Runic J. N., Kaminsky W., Woods T., Babu R. P., Keely C. M., et al. (2008). Up-cycling of PET (polyethylene terephthalate) to the biodegradable plastic PHA (polyhydroxyalkanoate). *Environ. Sci. Technol.* 42 7696–7701. 10.1021/es801010e [[PubMed](#)] [[CrossRef](#)] [[Google Scholar](#)]
31. Kijchavengkul T., Auras R. (2008). Compostability of polymers. *Polym. Int.* 57 793–804. 10.1002/pi.2420 [[CrossRef](#)] [[Google Scholar](#)]
32. Kim M., Hyun S., Kwon J.-H. (2015). Estimation of the environmental load of high- and low-density polyethylene from South Korea using a mass balance approach. *Arch. Environ. Contam. Toxicol.* 69 367–373. 10.1007/s00244-015-0192-1 [[PubMed](#)] [[CrossRef](#)] [[Google Scholar](#)]
33. Lim BKH, Thian ES. Biodegradation of polymers in managing plastic waste - A review. *Sci Total Environ.* 2022 Mar 20;813:151880. doi: 10.1016/j.scitotenv.2021.151880. Epub 2021 Nov 23. PMID: 34826495.
34. Masayuki Shima Biodegradation of plastics, *Current Opinion in Biotechnology* 2001, 12:242–247.
35. Mohanan N, Montazer Z, Sharma PK, Levin DB. Microbial and Enzymatic Degradation of Synthetic Plastics. *Front Microbiol.* 2020a Nov 26; 11:580709. doi: 10.3389/fmicb.2020.580709. PMID: 33324366; PMCID: PMC7726165.
36. Mohanan N., Sharma P. K., Levin D. B. (2020b). Characterization of an intracellular poly (3-hydroxyalkanoate) depolymerase from the soil bacterium, *Pseudomonas putida* LS46. *Polym. Degrad. Stab.* 175:109127 10.1016/j.polymdegradstab.2020.109127 [[CrossRef](#)] [[Google Scholar](#)]
37. Motta O., Proto A., De Carlo F., De Caro F., Santoro E., Brunetti L., et al. (2009). Utilization of chemically oxidized polystyrene as co-substrate by filamentous fungi. *Int. J. Hygiene Environ. Health* 212 61–66. 10.1016/j.ijheh.2007.09.014 [[PubMed](#)] [[CrossRef](#)] [[Google Scholar](#)]
38. Nechwatal A., Blokesch A., Nicolai M., Krieg M., Kolbe A., Wolf M., et al. (2006). A contribution to the investigation of enzyme catalysed hydrolysis of poly(ethylene terephthalate) oligomers. *Macromol. Mater. Eng.* 291 1486–1494. 10.1002/mame.200600204 [[CrossRef](#)] [[Google Scholar](#)]
39. Numata, K.; Abe, H.; Iwata, T. Biodegradability of Poly(hydroxyalkanoate) Materials. *Materials* 2009, 2, 1104-1126. <https://doi.org/10.3390/ma2031104>
40. Oliveira J, Almeida PL, Sobral RG, Lourenço ND, Gaudêncio SP. Marine-Derived Actinomycetes: Biodegradation of Plastics and Formation of PHA Bioplastics-A Circular Bioeconomy Approach. *Mar Drugs.* 2022 Dec 1;20(12):760. doi: 10.3390/md20120760. PMID: 36547907; PMCID: PMC9783806.
41. Pagga U, Schefer A, Muller RJ, Pantke M (2001). Determination of the aerobic biodegradability of polymeric material in aquatic batch tests. *Chemosphere*, 42:319–31.
42. Peng B. Y., Su Y., Chen Z., Chen J., Zhou X., Benbow M. E., et al. (2019). Biodegradation of polystyrene by dark (*Tenebrioobscurus*) and yellow (*Tenebrionolitor*) mealworms (*Coleoptera: Tenebrionidae*). *Environ. Sci. Technol.* 53 5256–5265. 10.1021/acs.est.8b06963 [[PubMed](#)] [[CrossRef](#)] [[Google Scholar](#)]

43. Pramila, R. & Ramesh, K. Vijaya. (2011). Biodegradation of low density polyethylene (LDPE) by fungi isolated from municipal landfill area. *J. Microbiol. Biotech. Res.* 1. 131-136.
44. Premraj, R. & Doble, Mukesh. (2005). Biodegradation of polymers. *Indian Journal of Biotechnology.* 4. 186-193.
45. R. Pramila and K. Vijaya Ramesh, Biodegradation of low density polyethylene (LDPE) by fungi isolated from marine water– a SEM analysis, *African Journal of Microbiology Research* Vol. 5(28), pp. 5013-5018, 30 November, 2011.
46. Rajashree, Patil & Bagde, U.s. (2015). Enrichment and isolation of microbial strains degrading bioplastic polyvinyl alcohol and time course study of their degradation potential. *African Journal of Biotechnology.* 14. 2216-2226. 10.5897/AJB2011.3980.
47. Ramis X., Cadenato A., Salla J. M., Morancho J. M., Valles A., Contat L., et al. (2004). Thermal degradation of polypropylene/starch based materials with enhanced biodegradability. *Polym. Degrad. Stab.* 86 483–491. 10.1016/j.polymdegradstab.2004.05.021 [[CrossRef](#)] [[Google Scholar](#)]
48. Ren L., Men L., Zhang Z., Guan F., Tian J., Wang, et al. (2019). Biodegradation of polyethylene by *Enterobacter* sp. D1 from the guts of Wax Moth *Galleria mellonella*. *Int. J. Environ. Res. Publ. Health* 16:1941. 10.3390/ijerph16111941 [[PMC free article](#)] [[PubMed](#)] [[CrossRef](#)] [[Google Scholar](#)]
49. Rolf-Joachim Mueller, Biological degradation of synthetic polyesters—Enzymes as potential catalysts for polyester recycling, *Process Biochemistry*, Volume 41, Issue 10, 2006, Pages 2124-2128.
50. Roth C., Wei R., Oeser T., Then J., Foellner C., Zimmermann W., et al. (2014). Structural and functional studies on a thermostable polyethylene terephthalate degrading hydrolase from *Thermobifidafusca*. *Appl. Microbiol. Biotechnol.* 98 7815–7823. 10.1007/s00253-014-5672-0 [[PubMed](#)] [[CrossRef](#)] [[Google Scholar](#)]
51. S. Venkatesh, Shahid Mahboob, Marimuthu Govindarajan, Khalid A. Al-Ghanim, Zubair Ahmed, Norah Al-Mulhm, R. Gayathri, S. Vijayalakshmi, Microbial degradation of plastics: Sustainable approach to tackling environmental threats facing big cities of the future, *Journal of King Saud University - Science*, Volume 33, Issue 3, 2021, 101362, ISSN 1018-3647, <https://doi.org/10.1016/j.jksus.2021.101362>.
52. Sabir I (2004)., Plastic Industry in Pakistan. <http://www.jang.com.pk/thenews/investors/nov2004/index.html>.
53. Shah, Aamer & Hasan, Fariha & Hameed, Abdul & Ahmed, Safia. (2008). Biological Degradation of Plastics: A Comprehensive Review. *Biotechnology advances.* 26. 246-65. 10.1016/j.biotechadv.2007.12.005.
54. Sharma S., Chatterjee S. (2017). Microplastic pollution, a threat to marine ecosystem and human health: a short review. *Environ. Sci. Pollut. Res.* 24 21530–21547. 10.1007/s11356-017-9910-8 [[PubMed](#)] [[CrossRef](#)] [[Google Scholar](#)]
55. Shimpi N., Mishra S., Kadam M. (2012). Biodegradation of polystyrene (PS)-poly (lactic acid) (PLA) nanocomposites using *Pseudomonas aeruginosa*. *Macromol. Res.* 20 181–187. 10.1007/s13233-012-0026-1 [[CrossRef](#)] [[Google Scholar](#)]
56. Shinozaki Y, Morita T, Cao XH, Yoshida S, Koitabashi M, Watanabe T, Suzuki K, Sameshima-Yamashita Y, Nakajima-Kambe T, Fujii T, Kitamoto HK. Biodegradable plastic-degrading enzyme from *Pseudozyma antarctica*: cloning, sequencing, and

- characterization. *ApplMicrobiolBiotechnol.* 2013 Apr;97(7):2951-9. doi: 10.1007/s00253-012-4188-8. Epub 2012 Jun 8. PMID: 22678026.
57. Silva C., Da S., Silva N., Matama T., Araujo R., Martins M., et al. (2011). Engineered *Thermobifidafusca* cutinase with increased activity on polyester substrates. *Biotechnol. J.* 6 1230–1239. 10.1002/biot.201000391 [[PubMed](#)] [[CrossRef](#)] [[Google Scholar](#)]
 58. Sowmya, H. &Bellibatlu, Ramalingappa&Krishnappa, M. &Basaiah, Thippeswamy. (2015). Degradation of polyethylene by *Penicilliumsimplicissimum* isolated from local dumpsite of Shivamogga district. *Environment, Development and Sustainability.* 17. 731-745. 10.1007/s10668-014-9571-4.
 59. Sowmya, H.V. &Bellibatlu, Ramalingappa&Nayanashree, G. &Basaiah, Thippeswamy&Krishnappa, M.. (2015). Polyethylene Degradation by Fungal Consortium. *International Journal of Environmental Research.* 9. 823-830.
 60. Swift G (1997), Non- medical biodegradable polymers: environmentally degradable polymers, In :Domb A J, Kost J, Wiseman D M, editors.. *Handbook of Biodegradable Polymers* Amsterdam: Harwood Academic, 473-511.
 61. Takei D., Washio K., Morikawa M. (2008). Identification of alkane hydroxylase genes in *Rhodococcus* sp. strain TMP2 that degrades a branched alkane. *Biotechnol. Lett.* 30 1447–1452. 10.1007/s10529-008-9710-9 [[PubMed](#)] [[CrossRef](#)] [[Google Scholar](#)]
 62. Thompson R. C., Moore C. J., vomSaal F. S., Swan S. H.2009.Plastics, the environment and human health: current consensus and future trends. *Phil. Trans. R. Soc. B* 364, 2153–2166
 63. Tokiwa Y, Calabia B.P. (2004). Degradation of microbial polyesters. *Biotechnology Lett,* 26: 1181-1189.
 64. Tokiwa Y., Calabia B. P., Ugwu C. U., Aiba S. (2009). Biodegradability of plastics. *Int. J. Mol. Sci.* 10 3722–3742. 10.3390/ijms10093722 [[PMC free article](#)] [[PubMed](#)] [[CrossRef](#)] [[Google Scholar](#)]
 65. Tokiwa, Y.; Calabia, B.P.; Ugwu, C.U.; Aiba, S. Biodegradability of Plastics. *Int. J. Mol. Sci.* 2009, 10, 3722-3742. <https://doi.org/10.3390/ijms10093722>
 66. Tomita K. Isolation of thermophiles degrading poly(L- lactic acid). 1999. 752-755.
 67. Urbanek AK, Rymowicz W, Mironczuk AM. Degradation of plastics and plastic-degrading bacteria in cold marine habitats. *ApplMicrobiolBiotechnol.* 2018 Sep; 102(18):7669-7678. doi: 10.1007/s00253-018-9195-y. Epub 2018 Jul 11. PMID: 29992436; PMCID: PMC6132502.
 68. Vatseldutt, S., Anbuselvi, 2014. Isolation and characterization of polythene degrading bacteria from polythene dumped garbage. *Int. J. Pharm. Sci.,* 25(2): 205 206.
 69. Vega R. E., Main T., Howard G. T. (1999). Cloning and expression in *Escherichia coli* of apolyurethane-degrading enzyme from *Pseudomonas fluorescens*. *Int. Biodeterior. Biodegrad.* 43 49–55. 10.1016/S0964-8305(98)00068-7 [[CrossRef](#)] [[Google Scholar](#)]
 70. Verce M. F., Ulrich R. L., Freedman D. L. (2000). Characterization of an isolate that uses vinyl chloride as a growth substrate under aerobic conditions. *Appl. Environ. Microbiol.* 66 3535–3542. 10.1128/AEM.66.8.3535-3542.2000 [[PMC free article](#)] [[PubMed](#)] [[CrossRef](#)] [[Google Scholar](#)]
 71. Wallace P. W., Haernvall K., Ribitsch D., Zitzenbacher S., Schittmayer M., Steinkellner G., et al. (2017). PpEst is a novel PBAT degrading polyesterase identified by proteomic screening of *Pseudomonas pseudoalcaligenes*. *Appl. Microbiol. Biotechnol.* 101 2291–

2303. 10.1007/s00253-016-7992-8 [PMC free article] [PubMed] [CrossRef] [Google Scholar]
72. Wallace P. W., Haernvall K., Ribitsch D., Zitzenbacher S., Schittmayer M., Steinkellner G., et al. (2017). PpEst is a novel PBAT degrading polyesterase identified by proteomic screening of *Pseudomonas pseudoalcaligenes*. *Appl. Microbiol. Biotechnol.* 101 2291–2303. 10.1007/s00253-016-7992-8 [PMC free article] [PubMed] [CrossRef] [Google Scholar]
73. Ward P. G., Goff M., Donner M., Kaminsky W., O'Connor K. E. (2006). A two-step chemo-biotechnological conversion of polystyrene to a biodegradable thermoplastic. *Environ. Sci. Technol.* 40 2433–2437. 10.1021/es0517668 [PubMed] [CrossRef] [Google Scholar]
74. Webb, H.K.; Arnott, J.; Crawford, R.J.; Ivanova, E.P. Plastic Degradation and Its Environmental Implications with Special Reference to Poly(ethylene terephthalate). *Polymers* 2013, 5, 1-18. <https://doi.org/10.3390/polym5010001>.
75. Wei R., Oeser T., Barth M., Weigl N., Lübs A., Schulz-Siegmund M., et al. (2014). Turbidimetric analysis of the enzymatic hydrolysis of polyethylene terephthalate nanoparticles. *J. Mol. Catal. BEnzym.* 103 72–78. 10.1016/j.molcatb.2013.08.010 [CrossRef] [Google Scholar]
76. Weiland M., Daro A., David C. (1995). Biodegradation of thermally oxidised polyethylene. *Polym. Degrad. Stab.* 48 275–289. 10.1016/0141-3910(95)00040-S [CrossRef] [Google Scholar]
77. Yang S.-S., Brandon A. M., Andrew Flanagan J. C., Yang J., Ning D., Cai S.-Y. Y., et al. (2018). Biodegradation of polystyrene wastes in yellow mealworms (larvae of *Tenebriomolitor* Linnaeus): factors affecting biodegradation rates and the ability of polystyrene-fed larvae to complete their life cycle. *Chemosphere* 191 979–989. 10.1016/j.chemosphere.2017.10.117 [PubMed] [CrossRef] [Google Scholar]
78. Yang Y., Yang J., Wu W. M., Zhao J., Song Y., Gao L., et al. (2015). Biodegradation and mineralization of polystyrene by plastic-eating mealworms. 1. Chemical and physical characterization and isotopic tests. *Environ. Sci. Technol.* 49:12080. 10.1021/acs.est.5b02661 [PubMed] [CrossRef] [Google Scholar]
79. Zeenat, Amina Elahi, Dilara Abbas Bukhari, Saba Shamim, Abdul Rehman, Plastics degradation by microbes: A sustainable approach, *Journal of King Saud University - Science*, Volume 33, Issue 6, 2021, 101538, ISSN 1018-3647, <https://doi.org/10.1016/j.jksus.2021.101538>.
80. Zeenat, Amina Elahi, Dilara Abbas Bukhari, Saba Shamim, Abdul Rehman, Plastics degradation by microbes: A sustainable approach, *Journal of King Saud University - Science*, Volume 33, Issue 6, 2021, 101538, ISSN 1018-3647, <https://doi.org/10.1016/j.jksus.2021.101538>.
81. Zimmermann W., Billig S. (2011). Enzymes for the biofunctionalization of poly(ethylene terephthalate). *Adv. Biochem. Engin/Biotechnol.* 125 97–120. 10.1007/10_2010_87 [PubMed] [CrossRef] [Google Scholar]